

Stingray[®]



“When Quality Counts”



SVB 175 BOW RIDER

SV 175 SERIES

APPEARANCE — *"When Quality Counts"*

The Stingray profile, with its concorde style sloped bow and molded free flowing accent lines has built in eye appeal. The simplicity of the interior and exterior design assures lasting beauty over years of use. At trade in or resale time — when quality counts — your Stingray is still beautiful.

PERFORMANCE — *"When Quality Counts"*

The Stingray 17° deep vee hull is designed and built specifically for the weight to horsepower ratio of four cylinder stern drive engines. Under controlled conditions, independently tested Stingrays delivered top speeds of 40.5 mph with a fuel conscious four cylinder 120 HP engine with stainless steel prop, and 49.3 mph with a four cylinder 170 HP engine with aluminum prop. (See MerCruiser Test Evaluation Center Bulletins 79-71 and 79-72 for additional details.) Lightweight and powerful, Stingrays skim over the water, plane quickly and turn smoothly. At purchase time and at the gas pump — when quality counts — four cylinder powered Stingray delivers the most performance for your dollar.

UTILITY — *"When Quality Counts"*

Everything about a Stingray does what its supposed to do, and more! The MerCruiser throttle and shift control is also the stern drive trim control. The step pads house the engine ventilation system. Both lounge seats lay out for sunning, both have carpeted storage underneath; both jump seats have carpeted storage underneath, and both bow rider seats are hinged, with drop in ice trays and carpeted storage below. The

SEE: CENTER FOLD FOR DETAILS OF BOAT FEATURES
REAR COVER FOR STANDARD EQUIPMENT

stern ladder folds down deep into the water for easy reentry into the boat. The height of the top in the raised position allows comfortable seating and movement; when folded it is flat and out of the way on the transom. The walk thru safety glass windshield is wide and the center panel folds flat over port windshield without blocking the passenger view. All instruments and control switches are highly visible and accessible. (The horn button is located near the throttle.) Switches have on-off indicator lights and screw-in dash mounted fuses. Stingray bow rider models have far more seating and leg room than comparable size models. Stingray's exclusive closed bow models have a large carpeted, lockable bow storage area for skiing and fishing gear. On the water — when quality counts — Stingray offers more!

COMFORT — *"When Quality Counts"*

Stingray's interior roominess is comparable to many competitive models several feet larger; yet, exterior dimensions are deliberately smaller for trailering behind today's vehicles. Stingray seating is deep and wide, with high density foam and tough, colorfast vinyl. Stingray's deep vee slices rough water for a smooth, comfortable ride. As you go for pleasure — when quality counts — Stingray delivers.

VALUE — *"When Quality Counts"*

COMPARE!!! When appearance + performance + utility + comfort ÷ cost = value, **Stingray Scores #1**. Surprise yourself! Find out how much less a four cylinder powered Stingray costs to buy, to operate, and to maintain! Stingray delivers value — **WHEN QUALITY COUNTS!!!**

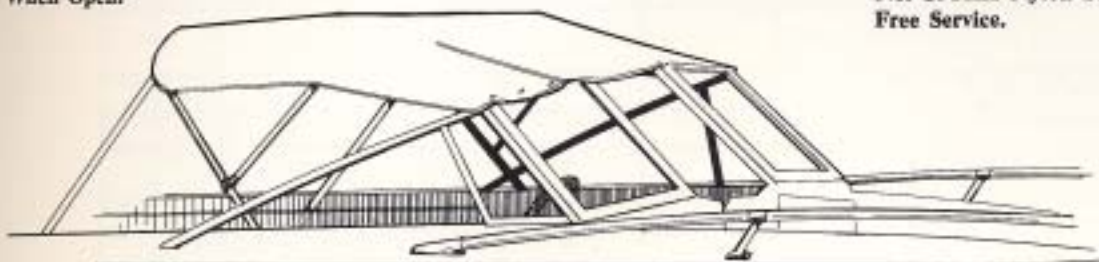
SVB 190 BOW RIDER



SVC 190 CLOSED BOW

SV 190 SERIES

Rugged Anodized Aluminum Frame, 22" High Windshields Provide Good Protection. Center Walk Thru Folds Over Flat When Open.



Optional Full Canvas Includes Bow Cover. See Thru Side Curtains And Aft Cover. (Custom Mooring Covers Also Available)

Good Looking 26 oz. Top Provides Comfortable Height In Up Position. Bright Dip Anodized 7/8" Aluminum Frame and No. 10YKK Nylon Self Lubricating Zippers Assure Trouble Free Service.

Full wrap around bowrail

Deluxe back seat cushion

Stainless steel adjustable bow eye

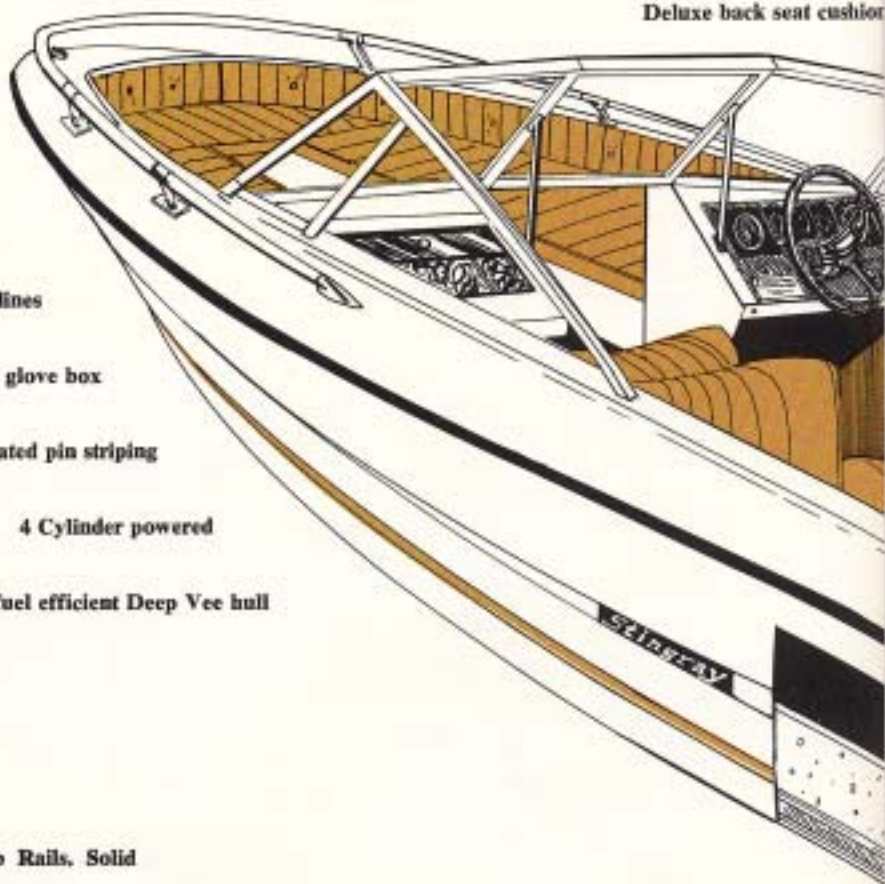
Molded hull accent lines

Lockable glove box


Color co-ordinated pin striping

4 Cylinder powered

Quick planing, fast, fuel efficient Deep Vee hull



Vinyl Pattern Non-Skid Forward Deck. Full Length Teak Grab Rails. Solid Teak Lockable Door.



INTEGRATED CUSTOM CONSTRUCTION

USCG Approved Urethane Floatation
Marine grade wood, stringers & floor
Double layered 20 oz. woven roven
Gel coat

Roomy 7'6" side storage
for skis or fishing rods.

INTERIOR VINYL COLORS



Blue



Grey



Gold

FULL INSTRUMENTATION: Including sterndrive trim indicator.



Horn and Accessory switches with on-off indicator lights and dash screw-in fuses.

Hinged bow seats with drop-in buckets and carpeted storage space beneath

Wide, flat folding windshield
Center panel

MerCruiser Deluxe throttle and
shift control, with sterndrive trim control

Deluxe vinyl lounge seats

Teak molded in-step pad

Recessed molded ventilation system
(patent applied for)

Recessed top slides

Fold down top, with boot.

Stow-away stern light.

Full wrap around stern rail.

Center mounted stainless

steel ski eye


Fold down stern ladder

Power Trim—Standard
equipment on all models

Storage compartment
on each side

Fuel conscious 4-cylinder
MerCruiser Engine

Available in 120-140-470-485



STANDARD EQUIPMENT	SV 175 SERIES		SV 190 SERIES		Compare Others	
	SVB 175	SVC 175	SVB 190	SVC 190	A	B
— Factory Installed —						
Power Trim	•	•	•	•		
Single Lever Throttle & Shift Control	•	•	•	•		
Power Trim Control in Throttle Handle	•	•	•	•		
Wrap Around Stern Rail W/Folding Ladder	•	•	•	•		
Wrap Around Bow Rail	•	•	•	•		
Molded Hull Accent Lines	•	•	•	•		
Molded Hardware Mounts	•	•	•	•		
Concealed Engine Ventilation System	•	•	•	•		
Deluxe Bow, Upholstered Seat Backs	•	•	•	•		
Perko Gunwale Rod Holders		•		•		
Teak Cabin Door (Lockable Latch)		•		•		
Teak Forward Deck Grab Rails		•		•		
Deluxe Instrumentation	•	•	•	•		
Trim Indicator	•	•	•	•		
Speedometer	•	•	•	•		
Dash Mounted Screw-in Fuses	•	•	•	•		
Toggle Switches W/On-Off Indicator Lights	•	•	•	•		
Deluxe Top	•	•	•	•		
Top Storage Boot	•	•	•	•		
Walk Thru Safety Glass Windshield	•	•	•	•		
Carpeted Bow To Transom	•	•	•	•		
Jump Seats (18" Wide)	•	•	•	•		
Horn (Electric)	•	•	•	•		
Blower, Bilge Pump, Navigation Lights	•	•	•	•		
Stowaway Stern Light	•	•	•	•		
Teak Step Pads (3" x 1" x 16")	•	•	•	•		
Glove Box (Lockable)	•	•	•	•		
Bow & Stern Eyes—Stainless Steel	•	•	•	•		
Centered Mounted Transom Ski Eye	•	•	•	•		
Sleeper Lounge Seats	•	•	•	•		
Hinged Bow Seats	•	•	•	•		
Drop-in Ice/Storage Trays	•	•	•	•		
Aluminum Fuel Tank	•	•	•	•		
OPTIONAL EQUIPMENT						
Upholstered Captains Chair		•		•		
Canvas Package—Dealer Installed						
Aft Curtains, Bow Cover, See Thru Side Curtains	•		•			
Canvas Package—Dealer Installed						
Aft Curtains, See Thru Side Curtains		•		•		
Custom Fit Mooring Cover	•	•	•	•		

SPECIFICATIONS — SV 175 SERIES

Length Centerline	17'3" (5.273 m)
Length Gunwale	18'3" (5.577 m)
Beam	83½" (2.12 m)
Transom Angle	13°
Deadrise	17°
Net Weight W/120 Eng. —	2100 Lbs. (952.56 K.G.)
Net Weight W/140 Eng. —	2150 Lbs. (975.24 K.G.)
Net Weight W/470 Eng. —	2280 Lbs. (1034.20 K.G.)


SPECIFICATIONS — SV 190 SERIES

Length Centerline	18'6" (5.669 m)
Length Gunwale	19'7" (6.004 m)
Beam	83½" (2.12 m)
Transom Angle	13°
Deadrise	17°
Net Weight W/120 Eng. —	2200 Lbs (997.92 K.G.)
Net Weight W/140 Eng. —	2250 Lbs. (1020.60 K.G.)
Net Weight W/470 Eng. —	2380 Lbs (1079.52 K.G.)

Weight and dimensions are approximate and may vary.

PLEASE NOTE: SVC — Closed Bow Models SVB — Open Bow, Bow Rider Models

WARRANTY: All Stingray warranties are limited warranties within the meaning of Title I of The Federal Trade Commission Improvement Act. Full warranty statement available. Due to continuing improvements and changes in product features and options, Stingray does not guarantee the availability of all products as shown in this catalog, and reserves the right to change specifications and prices without notice.



Stingray Boat Co.