

Stingray®



"When Quality Counts"

SVC 210

Stern Drive Cuddy Cabin

Two large V-berths in the cabin, lots of head room and a large open cockpit with its handy entertainment center make this trailerable cuddy cabin a pleasure to take boating.

Specifications

Length (centerline)	20'1"
Beam	9'6"
Weight (less engine)	2270 Lbs.
Fuel Capacity	42 Gals.
Transom Angle	13°
Deadrise	20°

Power Options Weight (Approx.)

1 - 170Hp-4cyl.	722 Lbs.
1 - 170Hp-V6	730 Lbs.
1 - 190Hp-4cyl.	753 Lbs.
1 - 260Hp-V8	907 Lbs.

Standard Features


Stainless Steel Bow & Stern Rails • Horn • Partial Teak Swim Platform w/Stainless Steel Step • Sport Bucket Seat w/Arm Rest (Helm Side) • Back To Back Sleeper/Lounge Seat w/Adjustable Head Rest (Port Side) • Custom Deck Ventilation System • Cockpit Lighting • Ash Tray and Cigarette Lighter • Deluxe Instrumentation • Stainless Steel Ski Eye • Stainless Steel Bow & Stern Eyes • Rear Jump Seats • Bilge Blower • Automatic Bilge Pump • Teak Step Pads • Cabin Lights • Top & Hidden Top Storage • Four Cabin Windows • Full Size Translucent Deck Hatch • V-Berth Cushions • Porta-Potti • Stainless Steel Steering Wheel • Side Storage Shelves In Cockpit and Cabin • Easy Care All Weather Carpet.

Optional Features

Canvas Set (consists of side curtains, and 1 camper style Aft curtain) • Custom AM/FM Radio w/Cassette Player • Cockpit Cover • Full Teak Swim Platform w/Stainless Steel Step • Family Fishing Interior • Two Tone Hull Color.



SVC 210



SVC 210



SVC 207

SVC 207

Stern Drive Close Bow
Designed To Use: Full 96" Beam.
6ft. V-Berths Forward. Porta-Potti
Standard. Performance you can
appreciate.

Standard Features

Insulated Ice Chest • Floor Storage • Stainless Steel Bow & Stern Rail • Horn • Partial Teak Swim Platform w/Stainless Steel Step • Back To Back Sleeper/Lounge Seats (Helm Side Adjusts Fore & Aft; Passenger Side Has Head Rest Feature) • Deluxe Instrumentation • Cockpit Lighting • Close Bow Area Lighting • Porta-Potti • V-Berth Cushions • Ash Tray and Cigarette Lighter • Stainless Steel Bow, Stern and Ski Eyes • Top and Hidden Top Storage • Stainless Steel Steering Wheel • Full Size Translucent Deck Hatch • Drink Holders • Solid Teak Door & Bulkhead Trim • Bilge Blower & Automatic Bilge Pump • Teak Step Pads • Rear Jump Seats • Easy Care All Weather Carpeting • Adjustable Side Window Vents • Walk-Thru Safety Glass Windshield • Custom Deck Ventilation System • Lockable Teak Glove Box.



SVC 207

SHOWN WITH OPTIONAL XLS SUN DECK
 INTERIOR. AVAILABLE IN SVC 207 or SVB 205.

SVB 205

Stern Drive Bow Rider
At home in the lake, or in coastal
waters. A wide, 96" beam, plenty of
seating, storage in the floor, sides,
and bow and a built in insulated ice
chest make the 205 the ideal bow
rider for any water.

Standard Features

Walk-Thru Tempered Safety Glass Windshield • Adjustable Side Window Vents • Floor Storage • Top & Hidden Top Storage • Built In Insulated Ice Chest • Horn • Stainless Steel Bow & Stern Rails • Partial Teak Swim Platform w/Stainless Steel Step • Back To Back Sleeper/Lounge Seats (Helm Side Adjusts Fore & Aft; Passenger Side Has Head Rest Feature) • Deluxe Instrumentation • Cockpit Lighting • Bow Storage With Lift Out Storage Trays • Ash Tray & Cigarette Lighter • Stainless Steel Steering Wheel • Conveniently Mounted Drink Holders • Solid Teak Dash Trim • Bilge Blower & Automatic Bilge Pump • Teak Step Pads • Stainless Steel Bow and Stern Eyes • Stainless Steel Ski Eye • Side Storage Shelves • Rear Jump Seats • Lockable Teak Glove Box.



SVB 205

SHOWN WITH STANDARD INTERIOR.
 AVAILABLE IN SVB 205 or SVC 207.

SVC 207 - SVB 205

Specifications

Length (centerline)	20'1"
Beam	96"
Weight - 205 (less engine)	2079 Lbs.
Weight - 207 (less engine)	2160 Lbs.
Fuel Capacity	42 Gal.
Transom Angle	13°
Deadrise	20°

Optional Features

XLS Sundeck Interior With Upholstered Sport Bucket Seats w/Arm Rests, Swivels, and Slides • Mooring Cover • Canvas Set (Side Curtains, Aft Curtain, and Bow Cover 205) • Custom AM/FM Radio w/Cassette Player • Cockpit Cover • Full Teak Swim Platform w/Stainless Steel Step • Family Fishing Interior • Two Tone Hull Color.

SVC 195

Stern Drive Cuddy Cabin Day Cruiser! Ski Boat! The SVC 195 is your choice. Fits easily into your garage, trailers like a dream. 6ft. V-berths, sleeper/lounge seats, and porta-potti — All Standard. Load up the family for a full day of skiing, cruising and just plain fun.

Specifications

Length (centerline).....	18'3"
Beam.....	84"
Weight (less engine).....	1455 Lbs.
Fuel Capacity.....	19 Gals.
Transom Angle.....	13°
Deadrise.....	17°

Power Options Weight (Approx.)


1 - 120Hp-4cyl.....	595 Lbs.
1 - 140Hp-4cyl.....	620 Lbs.
1 - 170Hp-4cyl.....	722 Lbs.
1 - 170Hp-V6.....	710 Lbs.
1 - 190Hp-4cyl.....	753 Lbs.

Standard Features


Stainless Steel Bow & Stern Rails • Deluxe Instrumentation • Stainless Steel Steering Wheel • Horn • Porta-Potti • Tinted Walk Thru Safety Glass Windshield • Adjustable Side Window • Stainless Steel Ski Eye • Bilge Blower • Automatic Bilge Pump • Large Deluxe Top • V-Berth Cushions • Teak Forward Deck Hatch • Teak Swim Platform with Stainless Steel Step (Port Side) • Cockpit Side Storage Panels • Conveniently Mounted Drink Holders • Ash Tray & Cigarette Lighter.

Optional Features

Canvas Set (side curtains, and curtain) • Mooring Cover • Custom AM/FM Radio w/Cassette Player • Cockpit Cover • Partial Teak Swim Platform w/ Stainless Steel Step (starboard side) • Teak Bulkhead Access Door • Family Fishing Interior • Two Tone Hull Color.



SVB 190



SVB 190

Stern Drive Bow Rider

This open bow configuration with built in ice chest, adjustable lounge seats, sporty good looks and performance to match, make it a family favorite.

Standard Features

Insulated Ice Chest (SVB 190) • Stainless Steel Steering Wheel • Stainless Steel Bow and Stern Rails • Lockable Teak Glove Box • Adjustable Sleeper/Lounge Seats • Rear Jump Seats • Deluxe Instrumentation w/Trim Gauge • Tinted Walk-Thru Safety Glass Windshield • Stainless Steel Ski Eye • Bilge Pump & Blower • Horn • Large Deluxe Top • Teak Step Pads • Power Trim Control In Control Box Handle • Conveniently Mounted Drink Holders • Teak Swim Platform w/Stainless Steel Step (Port Side) • Side Storage Panels • Easy Care All Weather Carpet • Cigarette Lighter & Ash Tray.

SVC 190

Stern Drive Close Bow

Great looks and versatility wrapped into one package. Close bow area has a lockable solid teak wood bulkhead door. The standard interior with lounge seats satisfies the sun bathers. The family fishing interior satisfies the fisherman or combine the two and meet everyone's needs. (Note: Family fishing interior available in all Stingray models.)

Standard Features

Same as SVB 190 (except as noted) Lockable Solid Teak Wood Bulkhead Door • High Impact Lexan Type Glove Box • Non Skid Bow Deck w/Teak Forward Deck Hand Rails.

SVC 190



SVC 190



SHOWN WITH OPTIONAL FAMILY FISHING INTERIOR, AVAILABLE ON ALL MODELS.

SVB 190 - SVC 190

Specifications

Length (centerline).....	18'7"
Beam	84"
Weight (less engine)	1320 Lbs.
Fuel Capacity	19 Gal.
Transom Angle	13°
Deadrise	17°

Power Options Weight (Approx.)

1 - 120Hp-4cyl.	595 Lbs.
1 - 140Hp-4cyl.	620 Lbs.
1 - 170Hp-4cyl.	722 Lbs.
1 - 170Hp-V6	710 Lbs.
1 - 190Hp-4cyl.	753 Lbs.

Optional Features

Canvas Set (side curtains, Aft curtain and 1 Bow Cover, open bow model) Mooring Cover • Custom AM/FM Radio w/Cassette Player • Partial Teak Swim Platform w/Stainless Steel Step (for starboard 1/0) • Family Fishing Interior • Floor Storage • Two Tone Hull Color.

SVB 175

Stern Drive Open Bow
Great Performance — Stern Drive
Economy. One of the best, most
practical boats you can buy.

Standard Features

Insulated Ice Chest • Stainless Steel Steering Wheel • Lockable Teak Glove Box • Stainless Steel Bow Rail • Stainless Steel Stern Rail (I/O) • Adjustable Sleeper/Lounge Seats • Deluxe Instrumentation w/ Trim Gauge (I/O) • Tinted Walk-Thru Safety Glass Windshield • Stainless Steel Center Mounted Ski Eye (I/O) • Bilge Blower & Pump (I/O) • Conveniently Mounted Drink Holders • Side Storage Panels • Rear Jump Seats • Teak Swim Platform w/ Stainless Steel Step (port side I/O) • Easy Care All Weather Carpet • Cigarette Lighter (I/O) • Large Deluxe Top.

SVB 170

Outboard Open Bow
Adjustable Sleeper/Lounge Seats,
Lockable Teak Glove Box, Stainless
Steel Steering Wheel, Open Bow
and Spacious Interior. Make this
17'3" centerline outboard a popular
choice.

Standard Features

Same as SVB 175 except as noted above.

SVB 175-SVB 170

Optional Features

Canvas Set (side curtains, Aft curtain and Bow Cover) • Mooring Cover • Custom AM/FM Radio w/Cassette Player • 3 Step Alum. Stern Ladder (O/B) • Partial Teak Swim Platform w/Stainless Steel Step (for starboard side I/O) • Floor Storage • Two Tone Hull Color • Bilge Pump (O/B) • 24 gal. Fuel Tank w/Dash Mounted Gauge (O/B) • Family Fishing Interior.

Specifications

Length (centerline) 17'3"
Beam 86"
Weight (less engine) I/O 1245 Lbs.
Weight (less engine) O/B 1195 Lbs.
Fuel Capacity I/O 19 Gals.
Fuel Capacity O/B See Options
Transom Angle 13°
Deadrise 17°

Power Options Weight (Approx.)

1 - 120Hp-4cyl 595 Lbs.
1 - 140Hp-4cyl 620 Lbs.
1 - 170Hp-4cyl 722 Lbs.
1 - 170Hp-V6 710 Lbs.
1 - 190Hp-4cyl 753 Lbs.
1 - 135Hp Maximum O/B



SVB 175



SVB 170



SVB 165



SVB 165

Stern Drive Open Bow

Comfort Is Built In. Back To Back Lounge Seats For Sunning, Fully Upholstered Bow Seating Area, and Easy Care All Weather Carpet.

Standard Features

Stainless Steel Steering Wheel • Lockable Teak Glove Box • Sleeper/Lounge Seats • Rear Jump Seats • Stainless Steel Stern Rails (I/O) • Deluxe Instrumentation w/Trim Gauge (I/O) • Tinted Safety Glass Windshield • Horn • Center Mounted Stainless Steel Ski Eye (I/O) • Conveniently Mounted Drink Holders • Side Storage Panels • Easy Care All Weather Carpet • Teak Swim Platform w/ Stainless Steel Step (port side I/O) • Ash Tray & Cigarette Lighter (I/O) • Large Deluxe Top.

SVB 160

Outboard Open Bow

A little bigger interior makes this 16ft. centerline outboard motor boat for your money. Sleeper/Lounge seats and fully upholstered bow added to all the other standard features and the SVB 160 is your best buy.

Standard Features

Same as SVB 165, except as noted above.

Optional Features

Canvas Set (side curtains, Aft curtain and Bow Cover) • Mooring Cover • Custom AM/FM Radio w/Cassette Player • 3-Step Alum. Stern Ladder (O/B) • 22 gal. Fuel Tank w/Dash Mounted Gauge • Partial Teak Swim Platform w/Stainless Steel Step (for starboard side I/O) • Floor Storage • Two Tone Hull Color • Bilge Pump (O/B) • Family Fishing Interior.


Specifications

Length (centerline)	16'
Beam	80"
Weight I/O (less engine)	1140 Lbs.
Weight O/B (less engine)	1115 Lbs.
Fuel Capacity I/O	17 Gal.
Fuel Capacity O/B	See Options
Transom Angle	13°
Deadrise	19°

Power Options Weight (Approx.)

1 - 120Hp-4cyl	595 Lbs.
1 - 140Hp-4cyl	620 Lbs.
1 - 115Hp-Maximum	

SVB 165



SVB 160



WARRANTY INFORMATION

All Stingray warranties are limited warranties within the meaning of Title 1 of The Federal Trade Commission Improvement Act. A full statement of coverage, terms and conditions applying to the Stingray warranty has been furnished to all Stingray dealers. In addition, information is supplied with each new Stingray boat.

This brochure shows only a partial list of standard equipment and some boats are shown with optional accessories. To avoid disappointment, please check with your Stingray dealer for current information and specifications at the time of purchase. Styling, design, equipment, prices, colors, and construction are subject to change without notice or obligation.

VISIT YOUR STINGRAY DEALER

Stingray Boat Co.

EAST RAILROAD AVENUE POST OFFICE BOX 669 HARTSVILLE, SOUTH CAROLINA 29550 TELEPHONE (803) 383-4507