

STINGRAY[®]


P O W E R B O A T S



OUTBOARDS

OPEN BOWS

SPORT BOATS



CRUISERS



1 9 9 7

A WINNING STRATEGY



It takes more than just vision to succeed in the highly competitive boating industry. It takes a strategy and it takes commitment. Stingray has proven

its commitment to a simple, yet crucial, strategy: "Keep the customer a Stingray customer."

But to make the Stingray strategy more than just another empty sales pitch demands an organized plan. From the first few sketches to becoming an old member of your family, Stingray wants nothing more than to keep the "pleasure" in your "pleasure boating". We've gone to great lengths to make that your experience.

A testament to our commitment and our strategy is the growth we've seen since our inception. Stingray started with this simple strategy in 1979 with just eleven employees and 1,500 square feet of production space.



Located in South Carolina, Stingray's plant houses over 200,000 square feet and produces over 2,000 boats per year.


Now, it encompasses over 200,000 square feet of production space and it's 100 plus employees produce a full line of Stingrays for over twenty-five countries worldwide. But one thing is for sure, the success hasn't caused us to forget the core principles that brought us that success.

Although we operate with an old fashioned goal, there's



human figure, we can perfect the ergonomics from the very beginning. "Oscar" checks for proper leg room, placement of instrumentation, cabin headroom, and a myriad of tiny details.

Our patented "z-plane" hull has been a




CAD systems are a key element in the Stingray design process.

nothing old-fashioned about our methods. Stingray has harnessed the technology of the automotive and aerospace industries to bring their products a level of accuracy and quality unmatched by conventional means. At the earliest design stages we create a three dimensional model in our CAD (computer aided design) system. With the help of "Oscar", our 3-D

resounding success since it's creation in the early 90's. This hull design eliminates pockets of air created by traditional strakes, giving the propeller better "bite", maximizing fuel efficiency and speed, while providing exceptional handling and agility. Additionally, Stingray adopted the racing style notched transom used by offshore racing boats. This allows the engine to be mounted



Performance and value make Stingray a hit with the press.



higher to give the "zp" hull yet another performance boost.

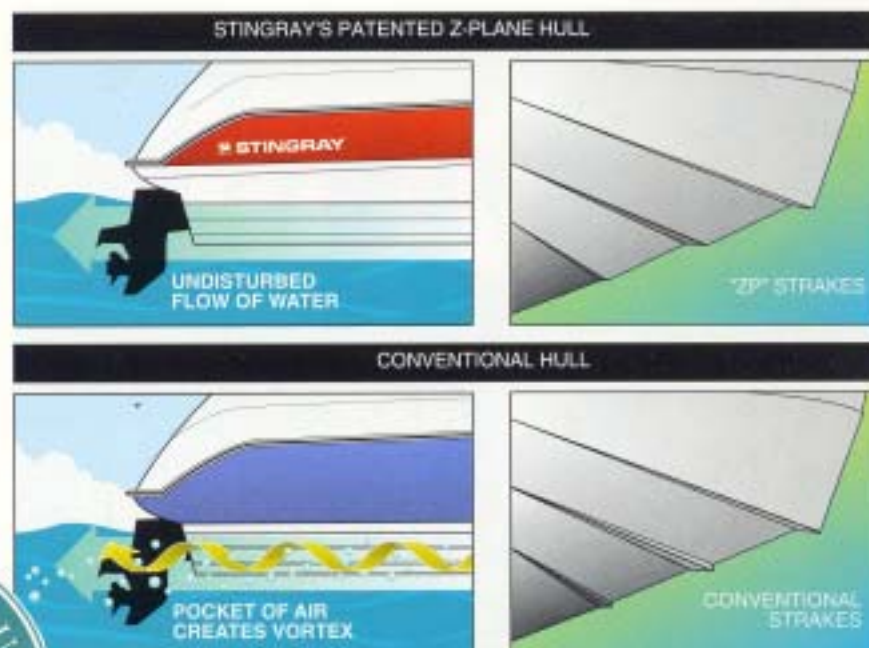
A multi-axis milling machine guarantees that the advantages designed into the product are not lost in production tweaking. The CAD system drives the milling machine from the actual three-dimensional model, cutting a full sized plug out of a block of dense foam. From this plug a prototype is quickly produced, giving Stingray a chance to run each model through rigorous on the water tests. It's one reason Stingray stays on

the high end of the industry's performance curve.

Production quality is an invaluable key in living up to our strategy. It doesn't matter how well it was designed and tested if the end product doesn't live up to the same standards of excellence. With this in mind Stingray refuses to cut corners when it comes to using quality materials. Our pride of craftsmanship is reflected in the five year protection plan that covers the entire Stingray line.



Our company strategy doesn't stop after you buy your boat. Registered owners automatically become members of "Team Stingray". You get a personalized owner's registration card, designed to



Patented in 1991, the ZP hull out performs the competition in top speed, fuel efficiency & handling.

help our customer service department to respond more efficiently to your needs.

As you can see, Stingray has gone to great lengths to "Keep the customer a Stingray customer". We hope you'll take the time to look over our catalog and see why our family of boater's keeps getting larger.


CONTENTS:

	Page
A Real Difference	4-7
Tomorrow's Technology Today	8-9
181RS	10
180RS/RX	11
190RS/LX	12
200LS/LX	13
220LS/LX	14
200CS/CX	15
Cut-a-way	16-17
220CS/CX	18
240CS	19
220SX	20
230SX	21
Equipment List	22-27
Specifications	28
Power Options	29
Actionwear	30-31



Continual testing and refining keeps Stingray at the top of the performance curve.

A REAL DIFFERENCE



Stingray has never been content with the status quo. From its inception, Stingray has always been committed to "innovative quality". This relentless pursuit of excellence has resulted in

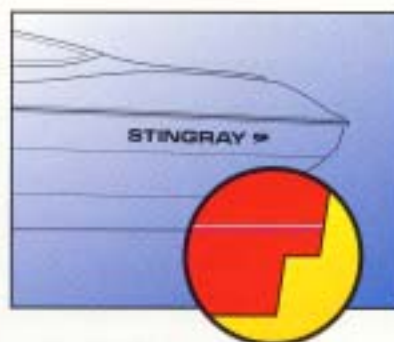
an unprecedented breed of boat.

Stingray believes that quality and excellence must be built "into", not built "onto" a product. Value begins at the earliest stages of conception and continues through-out production. A five year protection plan is evidence of the confidence that is shaped into every Stingray model.

Whether it's the fiberglass hull, the upholstery, the drink holders, the floor storage or the stainless steel hardware, Stingray quality always shines through. So if you're looking for an average, run-of-the-mill boat, you're in for a real surprise.


POLYPROPYLENE CORE LOUNGE AND BUCKET SEATS

Our bucket seats are constructed of injection molded poly-propylene cores instead of wood. Molded foam inserts are covered with 32 oz. UV-stable vinyls that have incredible puncture resistance and a thicker skin than most.



NOTCHED TRANSOM

The zp-hull has a racing style notched transom, allowing the engine to be mounted higher for less drag, enhanced fuel efficiency and top speed. Also, the drain plug fastens in solid fiberglass, preventing water seepage into the transom core.



LAMINATION

Stingray's thorough lamination process combines robotics and skilled craftsmanship. Starting with precision molds, our quality construction consists of top quality materials including hand laid fiberglass with Klegecell® and Coremat® cores, for a high strength to weight ratio.

ERGONOMIC DESIGN

Using human engineering data published by MIT, we created Oscar, a 3-D computer figure. By placing Oscar in the cabin, helm, or any seat, we can make informed decisions on a variety of

design parameters. There is always adequate leg room and headroom, correct helm position, convenient control locations and overall comfort. Oscar eliminates months of trial and error.



GENEROUS STORAGE

Aboard every Stingray you'll discover ample storage space in the bow, sidepanels, glove box and in-floor ski storage. XL interiors offer storage under the benchseat and on both sides of the engine giving you a noticeable advantage both as storage and maintenance elbow room.





TELEFLEX GAUGES

Full instrumentation by Teleflex® includes fuel level, water temperature and trim gauges, volt-meter, speedometer, and tach.

POWER STEERING

Power steering comes standard on all MerCruiser powered stern drives.



CURVED SAFETY GLASS WINDSHIELDS

Our stylish windshields offer good looks and excellent visibility.

STAINLESS STEEL HARDWARE

Stingray uses high-grade stainless steel hardware supported with glassed in backing plates.



PATENTED Z-PLANE HULL

Conventional strakes create pockets of air that get trapped beneath the hull and interfere with the smooth flow of water over the propeller. The result is decreased performance. Stingray's z-plane hull has no vertical edge - no air bubbles - just the most efficient v-hull available.



ANCHOR LOCKER

This anchor storage locker in the bow holds the anchor and rope in a convenient location for quick and easy access.



FIBERGLASS CABIN LINER

Most of our closed bow models feature this space efficient, molded fiberglass liner. We've included a porta-potti, recessed alcohol stove with cutting board, a sink with a 10 quart water tank, and King Starboard® counter tops which are easily cleaned and concealed until you need them. Comfortable seating for two adults quickly converts to sleeping for two.

PRESERVATIVE TREATED WOOD

Stingray uses Marine Guard™ plywood panels impregnated with oxide formulated preservatives. The panels include a limited lifetime warranty against fungal decay/rot, termites and other wood eating insects, and manufacturing defects.

FIBERGLASS STRINGER SYSTEMS

All fiberglass, foam-filled stringer system will never rot; includes steel motor mount inserts with rubber insulators. (Fiberglass stringer available on most models.)





FIBERGLASS CABIN LINER

Stingray's one piece fiberglass cabin liner requires extra effort that most companies aren't willing to expend. We believe the added strength and design possibilities are worth it. For low maintenance and durability, it's hard to beat. Computer aided design helps us to make the best use of available space.



STAINLESS STEEL BOARDING LADDER

A deep two step boarding ladder makes getting in and out of the water easy and folds neatly onto the swim platform.



LOUNGE SEATS

To accommodate all your boating needs, polypropylene cored lounge seats have three positions for relaxing and sunning; they also feature fore and aft adjustment.



DASHES DESIGNED WITH ELECTRONICS IN MIND.

On the 240cs cuddy cruiser, you'll find our newly designed dash. Along with the full instrumentation and convenient drink holder, we've included space for your additional electronics.

FULL-WIDTH INTEGRATED SWIM PLATFORM

For safety and convenience, the swim platform has a non-skid surface.



PREMIUM SOUND SYSTEM

Maxima Marine digital stereos with pull-out chassis provide clear sound through an all-weather speaker system. High powered series feature 60 watts power output and weatherbands 1, 2, & 3.



HI-LOW JUMP SEATS

This clever feature allows you a variety of uses for the same interior. It quickly converts from jump seats to a full width sun-deck.

UV-STABLE 20 OZ. CARPET

We use a single seamless covering of 20 oz. UV-stable marine carpet on the floor and hull sides, as well as inside the ski locker.



FIBERGLASS BOW COVER

This fiberglass bow cover allows you to extend your boating season comfortably into the cooler months and is easily installed and removed.



BOW ACCESS STEP

Cuddy models include a convenient bow access step that folds away when not in use.



FIBERGLASS COCKPIT LINER

For the most avid boater, we offer this low-maintenance fiberglass cockpit liner with a nonskid surface.

SHRINK-WRAPPED FOR SHIPPING

Shrinkwrap protects the product from collecting road tar, grime and grease while in transport.

SPORTSWEAR & ACCESSORIES


Hats, shirts, jackets, and visors are only a few of the extras offered by Stingray to make your boating experience even more fulfilling. For more information see page 30.




CONTOURED BOW SEATS

Our unique contoured bow seat incorporates

safety features while adding to your comfort.



TOMORROW'S TECHNOLOGY TODAY



Few, if any, boat companies can match Stingray's commitment to advancing technology. Using tools that were unavailable just a few years ago, Stingray Boats are built with unequalled precision and efficiency.

Having these tools in-house gives Stingray the benefit of pushing the technological edge even further.



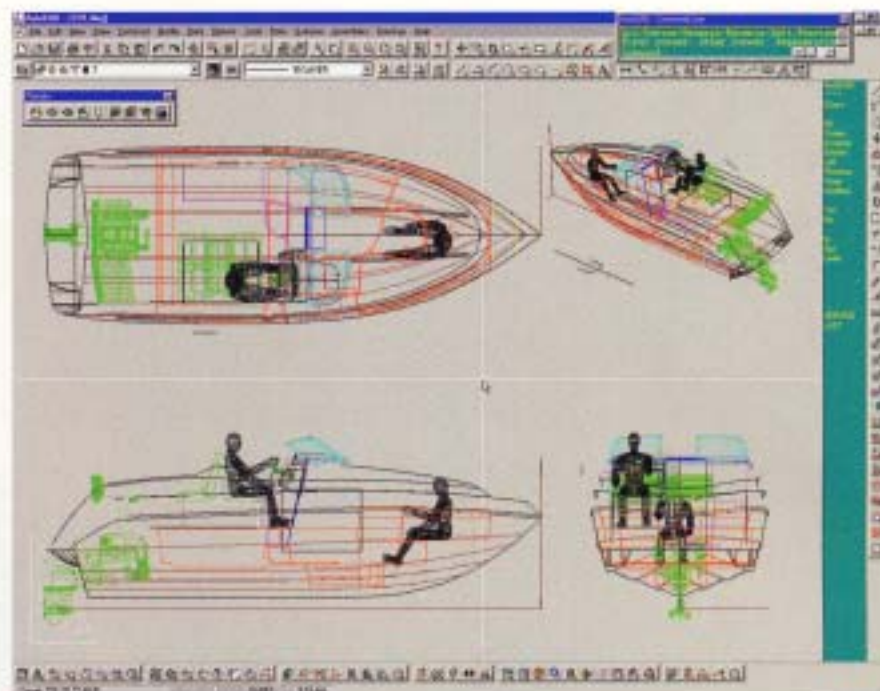
COMPUTER AIDED DESIGN AND MANUFACTURING


We spend a great deal of time working out the details of your new Stingray with a computer model before we commit

the design to fiberglass. Major components are "assembled" on screen where we study various parameters and make any necessary adjustments. This model contains the information required for the next step in the process.

MULTI-AXIS 3-D MILLING MACHINE

This machine produces 3-dimensional parts identical to the computer model. While a full size part is the end result, the ability to cut and study an accurate scale model of the intended part (left) is a definite advantage to the Stingray design team.





CNC ROUTER

Cutting irregular shapes can be a real challenge. The computer helps us to "nest" a group of parts efficiently to minimize waste. That information

goes into one of our Computerized Numeric Control (CNC) routers for precision cutting of parts like bulkheads, cabin doors, and interior parts.


ROBOTIC LAMINATION FACILITY

Most visitors to our plant are impressed by its cleanliness. In our lamination building, a unique overhead tram system was specially developed

just for Stingray. Parts under construction are moved about the plant under computer control.

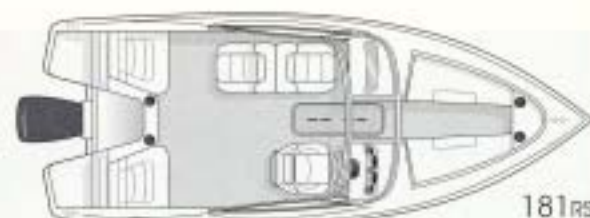


5-Axis Water Jet Cutting Machine shown cutting glass stringer



WATER JET CUTTING MACHINE

A large percentage of parts on a Stingray are cut out using this high-pressure water jet. A stream of water .007" thick at over 50,000 psi cuts quickly and neatly through a variety of materials much easier than could be done by hand. This frees us to concentrate on the more important job of building quality parts.



Patented ZP Hull • Curved Safety Glass Windshield • Convertible Sun Top • Integrated Swim Platform • Stainless Hardware • Racing-style Notched Transom • Custom Instrumentation • Lockable Storage • Custom Steering Wheel • Electric Horn • Cockpit Lighting • Maxima® Mid-power Stereo, Pull-out, Cassette • Floor Storage • Insulated Ice Chest • Premium Grade 32 oz. Marine vinyl • Pressure Preserved Plywood • All Weather Marine Carpet • Bow Storage • Automatic and Manual Bilge Pump • NMMA Certified • International Certification • 5 Year Protection Plan • Brass Garboard Screw-in Drain Plug

For a full listing of Standard & Optional equipment see pages 22-27.

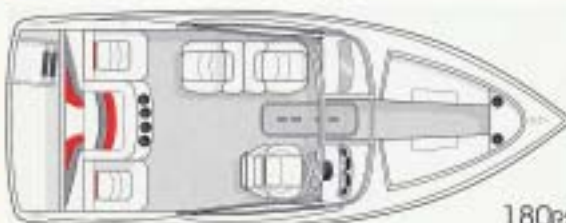


181RS

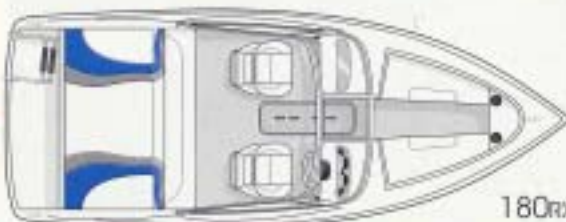


181RS 17'10" (5.5m)

R A L L Y S E R I E S



180rs



180rx



Patented ZP Hull • Pressure Preserved Plywood • Curved Safety Glass Windshield • Convertible Sun Top • Integrated Swim Platform • Stainless Hardware • Racing-style Notched Transom • Custom Instrumentation • Power Trim & Tilt with Indicator • Lockable Storage • Custom Steering Wheel • Electric Horn • Cockpit Lighting • Maxima® Mid-power Stereo, Pull-out, Cassette • Floor Storage • Insulated Ice Chest • Premium Grade 32 oz. Marine vinyl • All Weather Marine Carpet • Bow Storage • High Capacity Bilge Blower • Automatic and Manual Bilge Pump • NMMA Certified • International Certification • 5 Year Protection Plan • 3 Year MerCruiser Anti-Corrosion Warranty • Brass Garboard Screw-in Drain Plug

For a full listing of Standard & Optional equipment see pages 22-27



180RS

180RX



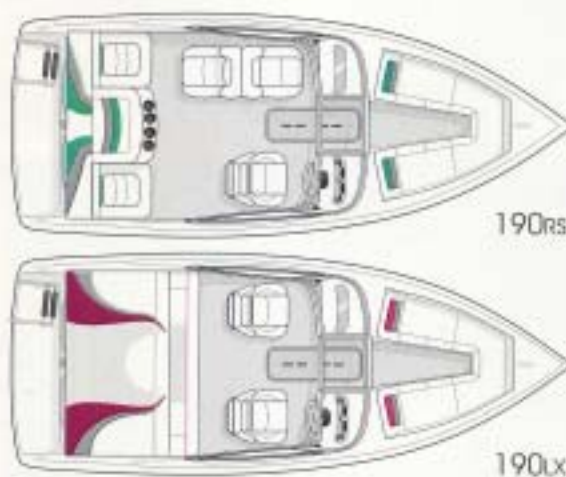
180RS/RX 18'(5.5m)

190RS



Patented ZP Hull • Curved Safety Glass
Windshield • Convertible Sun Top • Integrated
Swim Platform • 2-Step Swim Ladder • Stainless
Hardware • Racing-style Notched Transom •
Custom Instrumentation • Woodgrain Package •
Power Steering • Power Trim & Tilt with Indicator •
Lockable Storage • Custom Steering Wheel •
Electric Horn • Cockpit Lighting • Maxima®
Cassette Stereo • Floor Storage • Insulated Ice
Chest • Upholstered Motor Box Pad • Padded
Walk-thru Area (LS) • Premium Grade 32 oz.
Marine vinyl • All Weather Marine Carpet • Bow
Storage • High Capacity Bilge Blower •
Automatic and Manual Bilge Pump • NMMA
Certified • International Certification • 5 Year
Protection Plan • 3 Year MerCruiser Anti-
Corrosion Warranty • Fiberglass Stringer System •
Pressure Preserved Plywood • Brass Garboard
Screw-in Drain Plug

For a full listing of Standard & Optional equipment see pages 22-27.



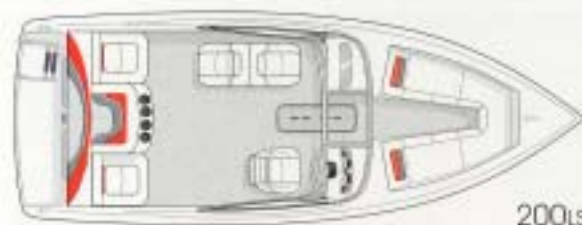
190LX



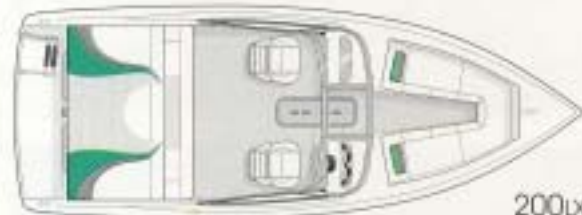
190RS/RX	19'(5.8m)
190LS/LX	19'(5.8m)



O P E N B O W S



200Ls




200Lx



Patented ZP Hull • Pressure Preserved Plywood • Fiberglass Stringer System • Curved Safety Glass Windshield with S/S Braces • Vented Side Windows • Convertible Sun Top • Integrated Swim Platform • Stainless Hardware • Stainless 2-step Ladder • Stainless Bow & Stern Eyes • Racing-style Notched Transom • Custom Instrumentation • Woodgrain Package • Power Trim & Tilt with Indicator • Lockable Storage • Custom Steering Wheel • Electric Horn • Hour Meter • Cockpit Lighting • Maxima® Pull-out 60 watt Stereo, Weatherband 1/2/3, Cassette • Floor Storage • Insulated Ice Chest • Upholstered Motor Box Pad • Padded Walk Through Area • Premium Grade 32 oz. Marine Vinyl • All Weather Marine Carpet • Bow Storage • High Capacity Bilge Blower • Power Steering • Automatic & Manual Bilge Pump • NMMA Certified • International Certification • 5 Year Owner Protection Plan • 3 Year MerCruiser Anti-Corrosion Warranty • Brass Garboard Screw-in Drain Plug

For a full listing of Standard & Optional equipment see pages 22-27.

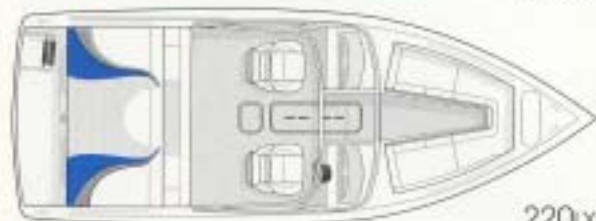
200LX




200Ls/Lx.....20'3"(6.0m)



220LS



220LX



Patented ZP Hull • Pressure Preserved Plywood • Fiberglass Stringer System • Curved Safety Glass Windshield with S/S Braces • Convertible Sun Top • Integrated Swim Platform • Stainless 2-step Ladder • Stainless Hardware • Stainless Bow & Stern Eyes • Racing-style Notched Transom • Custom Instrumentation • Woodgrain Package • Power Trim & Tilt with Indicator • Lockable Storage • Custom Steering Wheel • Electric Horn • Hour Meter • Cockpit Lighting • Maxima® Pull-out 60 watt Stereo, Weatherband 1/2/3, Cassette • Floor Storage • Tilt Steering • Insulated Ice Chest • Upholstered Motor Box Pad • Padded Walk-Through Area • Premium Grade 32 oz. Marine Vinyl • All Weather Marine Carpet • Bow Storage • High Capacity Bilge Blower • Automatic & Manual Bilge Pump • Power Steering • NMMA Certified • International Certification • 5 Year Owner Protection Plan • 3 Year MerCruiser Anti-Corrosion Warranty • Brass Garboard Screw-in Drain Plug

For a full listing of Standard & Optional equipment see pages 22-27.

220LX



220LS/LX 21'6" (6.5m)

C R U I S E R S

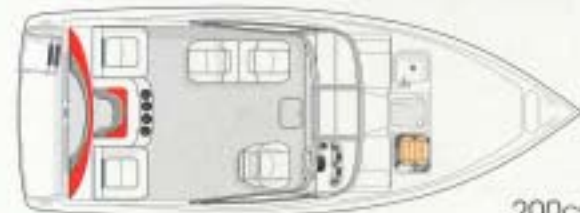


Patented ZP Hull • Pressure Preserved Plywood • Fiberglass Stringer System • Curved Safety Glass Windshield with S/S Braces • Vented Side Windows • Convertible Sun Top • Integrated Swim Platform • Stainless 2-step Ladder • Swing-out Bow Access Step • Stainless Hardware • Racing-style Notched Transom • Custom Instrumentation • Woodgrain Package • Power Trim & Tilt with Indicator • Lockable Storage • Custom Steering Wheel • Electric Horn • Hour Meter • Cockpit Lighting • Maxima® Pull-out 60 watt Stereo, Weatherband 1/2/3, Cassette • Tilt Steering • Insulated Ice Chest • Upholstered Motor Box Pad • Premium Grade 32 oz. Marine Vinyl • All Weather Marine Carpet • Bow Access with Walk-thru Windshield • Bow Storage • Lockable Cabin Doors • Molded Fiberglass Cabin Liner • V-Berth Cushions • Fresh Water Sink • Cabin Lights • Alcohol Stove • Porta-Potti • High Capacity Bilge Blower • Automatic and Manual Bilge Pump • Power Steering • NMMA Certified • International Certification • 5 Year Owner Protection Plan • 3 Year MerCruiser Anti-Corrosion Warranty • Brass Garboard Screw-In Drain Plug

For a full listing of Standard & Optional equipment see pages 22-27.



200cx



200cs

200cs



200cs/cx 20'3" (6.0m)

Bow Anchor Storage
Stainless Cleats

Stainless International
Bow Light

Die-cast
Rubrail Cap



Molded Fiberglass Liner -
Includes Sink with Overboard Drain,
Alcohol Stove with Cutting Board,
and Portable Marine Head

Stainless
Bow Rails

Curved, Tinted Safety Glass Windshield
with Walk-Thru

Translucent
Deck Hatch with
Aluminum Frame

Ergonomically Designed
Instrument Panel

Stainless Bow
Access Step

Stainless
Port Window

Lockable Cabin Door

Polypropylene Seat Frames

Full Foam Flotation -
Adds Rigidity & Sound Deadening

48 qt. In-floor Ice Chest

Fiberglass Stringer

Seamless P

MORE THAN
MEETS THE
EYE



Maxxima AM/FM Digital Stereo Cassette
with Pull-out Chassis

Sport Steering Wheel

Rotating Bucket Seats with
Fore & Aft Adjustment

Power Trim & Tilt



STINGRAY®

P O W E R B O A T S

Pressure Preserved Plywood
(Lifetime Warranty)

Fold-up Storage Dividers

Premium Marine Vinyls & Upholstery

Chrome Plated Fuel Fill

Stainless
Ski Tow

Integrated
Swim Platform

Stainless 2-step
Swim Ladder

Stainless
Bow and Stern Eyes

High Capacity Bilge Blower
Automatic Bilge Pump

Color Coordinated Graphics

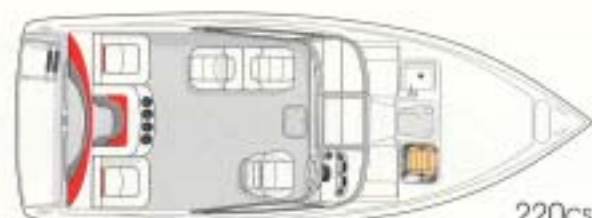
PVC Pipe Facilitates Water Drainage

High Density Polyethylene Fuel Tank

Engine System



C R U I S E R S



220cs



220cx

Patented ZP Hull • Pressure Preserved Plywood • Fiberglass Stringer System • Curved Safety Glass Windshield with S/S Braces • Bimini Top • Integrated Swim Platform • Stainless Hardware • Stainless 2-step Ladder • Bow Anchor Storage • Racing-style Notched Transom • Custom Instrumentation • Woodgrain Package • Power Trim & Tilt with Indicator • Lockable Storage • Custom Steering Wheel • Electric Horn • Hour Meter • Cockpit Lighting • Maxima® Pull-out 60 Watt Stereo, Weatherband 1/2/3, Cassette • Tilt Steering • Insulated Ice Chest • Upholstered Motor Box Pad • Premium Grade 32 oz. Marine vinyl • All Weather Marine Carpet • Bow Access Step with Walk-thru Windshield • Bow Storage • Lockable Cabin Doors • Molded Fiberglass Cabin Liner • V-Berth Cushions • Freshwater Sink • Alcohol Stove • Porta-Potti • High Capacity Bilge Blower • Automatic and Manual Bilge Pump • Power Steering • NMMA Certified • International Certification • 5 Year Owner Protection Plan • 3 Year MerCruiser Anti-Corrosion Warranty • Brass Garboard Screw-in Drain Plug

For a full listing of Standard & Optional equipment see pages 22-27.



220cs



220cs 21'6" (6.5m)

C R U I S E R S



Patented ZP Hull • Pressure Preserved Plywood • Curved Safety Glass Windshield with S/S Braces • Bimini Top • Integrated Swim Platform • Stainless 2-step Ladder • Bow Anchor Storage • Pressurized Water System with Transom Shower Washdown • Stainless Hardware • Racing-style Notched Transom • Custom Instrumentation • Woodgrain Package • Power Trim & Tilt with Indicator • Compass • Digital Depth Finder • Lockable Storage • Custom Steering Wheel • Electric Horn • Hour Meter • Maxima® 60 watt Stereo Cassette • Insulated Ice Chest • Bow Access Step with Walk-thru Windshield • Fiberglass Cockpit Liner • Lockable Cabin Doors • Molded Fiberglass Cabin Liner • V-Berth Cushions • Aft Cabin • Freshwater Sink • Enclosed Head with Pressurized Shower • Alcohol Stove • Power Steering • NMMA Certified • International Certification • 5 Yr. Protection Plan • 3 Yr. MerCruiser Anti-Corrosion Warranty • Brass Garboard Screw-In Drain Plug

For a full listing of Standard & Optional equipment see pages 22-27.



240cs



240cs.....23'6"(7.1m)

SPORT BOATS

Patented ZP Hull • Pressure Preserved Plywood • Fiberglass Stringer System • Curved Safety Glass Windshield with S/S Braces • Convertible Sun Top • Integrated Swim Platform • Stainless Hardware • Stainless 2-step Ladder • Racing-style Notched Transom • Custom Instrumentation • Power Trim & Tilt with Indicator • Lockable Storage • Custom Steering Wheel • Electric Horn • Hour Meter • Cockpit Lighting • Maxima® Pull-out 60 Watt Stereo, Weatherband 1/2/3, Cassette • Tilt Steering • Insulated Ice Chest • Premium Grade 32 oz. Marine Vinyl • All Weather Marine Carpet • Bow Access Step with Walk-thru Windshield • Fiberglass Cockpit Liner • Bow Storage • Lockable Cabin Doors • Molded Fiberglass Cabin Liner • V-Berth Cushions • Freshwater Sink • Cabin Lights • Alcohol Stove • Porta-Potti • High Capacity Bilge Blower • Automatic and Manual Bilge Pump • Power Steering • NMMA Certified • International Certification • 5 Year Protection Plan • 3 Year MerCruiser Anti-Corrosion Warranty • Brass Garboard Screw-in Drain Plug

For a full listing of Standard & Optional equipment see pages 22-27.



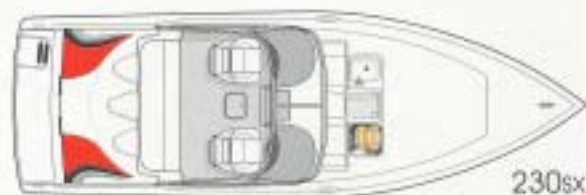
220sx



220sx



220sx21'6" (6.5m)



Patented ZP Hull • Pressure Preserved Plywood • Curved Safety Glass Windshield with S/S Brace • Convertible Sun Top • Integrated Swim Platform • Stainless Hardware • Stainless 2-step Ladder • Racing-style Notched Transom • Custom Instrumentation • Power Trim & Tilt with Indicator • Lockable Storage • Custom Steering Wheel • Electric Horn • Cockpit Lighting • Maxima® Pull-out 60 Watt Stereo, Weatherband 1/2/3, Cassette • Tilt Steering • Insulated Ice Chest • Premium Grade 32 oz. Marine Vinyl • All Weather Marine Carpet • Bow Access Step with Walk-thru Windshield • Fiberglass Cockpit Liner • Bow Storage • Lockable Cabin Doors • Molded Fiberglass Cabin Liner • V-Berth Cushions • Freshwater Sink • Alcohol Stove • Porta-Potti • High Capacity Bilge Blower • Automatic and Manual Bilge Pump • Power Steering • NMMA Certified • International Certification • 5 Year Owner Protection Plan • 3 Year MerCruiser Anti-Corrosion Warranty • Brass Garboard Screw-in Drain Plug

For a full listing of Standard & Optional equipment see pages 22-27.



230sx



230sx22'8" (6.9m)

STANDARD & OPTIONAL EQUIPMENT



INTEGRATED SWIM PLATFORM



FIBERGLASS BOW COVER

Standard Equipment = S

		O/B	RALLY		OPEN BOWS			CRUISERS			SPORT	
		181	180	190	190	200	220	200	220	240	220	230
		RS	RS/RX	RS/RX	LS/LX	LS/LX	LS/LX	CS/CX	CS/CX	CS	SX	SX
CERTIFIED	National Marine Manufacturers Certification	-	S	S	S	S	S	S	S	S	S	S
	International Certification	-	S	S	S	S	S	S	S	S	S	S
	5 Year Owner Protection Plan	-	S	S	S	S	S	S	S	S	S	S
	3 Yr. Anti-Corrosion Warranty (Merc.)	-	-	S	S	S	S	S	S	S	S	S
	U.S. Hull Patent # 5,063,868	-	S	S	S	S	S	S	S	S	S	S
	Pressure Preserved Plywood (lifetime warranty)	-	S	S	S	S	S	S	S	S	S	S
	Fiberglass Stringer System	-	-	-	S	S	S	S	S	-	S	-
	Curved Safety Glass Windshield	-	S	S	S	S	S	S	S	S	S	S
	Windshield Wiper (Starboard)	25	-	-	-	-	-	-	-	154	-	-
	Convertible Sun Top	-	S	S	-	-	-	-	-	-	-	-
DECK	Convertible Sun Top - Sunbrella®	-	-	-	S	S	S	S	-	-	S	S
	Bimini Top (Sunbrella w/ see-thru Filler)	-	-	-	-	-	-	-	S	S	-	-
	Full Canvas Set	4	428	428	445	-	-	-	-	-	-	-
	Full Canvas Set (Sunbrella®)	4	-	-	-	483	483	537	358	-	394	394
	Camper Canvas (Side, Aft & Camper Top)	15	-	-	-	-	-	-	562	739	-	-
	Fiberglass Bow Cover	85	423	423	458	458	485	-	-	-	-	-
	Walk-thru Flap (open-bow models)	14	43	43	54	54	55	-	-	-	-	-
	Cockpit Cover	13	-	-	-	-	-	-	-	-	471	471
	Mooring Cover	5	320	320	377	377	395	411	395	411	591	411
	Alum. Translucent Deck Hatch	-	-	-	-	-	-	S	S	S	S	S
	Hatch Screen Kit	10	-	-	-	-	-	54	54	54	54	54
	Integrated Swim Platform	-	S	S	S	S	S	S	S	S	S	S
	Chrome Plated Fuel Fill	-	S	S	S	S	S	S	S	S	S	S
	Stainless Steel 2-step Ladder (36")	6	157	S	S	S	S	S	S	S	S	S
	Stainless Welded Rails (5/16" Studs)	-	S	S	S	S	S	S	S	S	S	S
	Stainless Steel Ski Tow Ring	-	-	S	S	S	S	S	S	S	S	S
	Stainless Steel International Bow Lights	-	S	S	S	S	S	S	S	S	S	S
	Stainless Steel International Stern Light	-	S	S	S	S	S	S	S	S	S	S
	Stainless Steel Cleats (6")	-	3	3	3	3	-	6	-	2	-	-
	Stainless Steel Cleats (8")	-	-	-	-	-	4	-	6	4	4	4
	Stainless Steel Bow Lifting Ring	-	-	-	-	-	-	-	-	-	S	S
	Bow Anchor Storage	-	-	-	-	-	S	S	S	S	-	-
	Pressurized Water System with Transom Shower washdown	-	-	-	-	-	-	-	-	S	-	-
	Stainless Steel Port Windows	26	-	-	-	-	-	S	-	-	-	-
	Opening Cabin Windows with Screen	-	-	-	-	-	-	-	2 ea.	4ea.	-	-

Prices and Specifications are subject to change without notice.



CURVED SAFETY GLASS WINDSHIELD



LOCKABLE CABIN DOORS



LOCKABLE STORAGE




TRANSLUCENT ALUMINUM FRAME DECK HATCH



STAINLESS STEEL CLEATS



STAINLESS STEEL SKI TOW RING



FLOOR STORAGE



STAINLESS STEEL PORT WINDOWS



STAINLESS STEEL
2-STEP LADDER



STAINLESS BOW LIGHT

CANVAS



CANVAS TOP



FULL CANVAS

**Full canvas includes: side curtains, aft curtains, top, and bow cover where applicable*



CANVAS BOW COVER



MOORING COVER

STANDARD & OPTIONAL EQUIPMENT



ADJUSTABLE LOUNGE SEATS



POWER TRIM



CUSTOM INSTRUMENTATION

Standard Equipment = S

Standard Equipment – S		O/B	RALLY		OPEN BOWS			CRUISERS			SPORT		
OPTION ORDER NUMBER ▼		181 RS	180 RS/RX	190 RS/RX	190 LS/LX	200 LS/LX	220 LS/LX	200 CS/CX	220 CS/CX	240 CS	220 SX	230 SX	
HULL	Two-Tone Hull - Half Stripe	51	272	272	289	289	306	322	311	326	403	322	353
	Solid Color (Red Only) Deck and Hull	1	-	-	-	-	-	-	-	-	-	762	762
	Stainless Bow & Stern Eyes	-	S	S	S	S	S	S	S	S	S	S	S
	Patented "z-plane" Hull	-	S	S	S	S	S	S	S	S	S	S	S
	Notched Transom	-	S	S	S	S	S	S	S	S	S	S	S
	Bennett Trim Tabs	7	-	-	-	-	-	-	-	815	815	815	815
	Brass Garboard Screw-in drain plug	-	S	S	S	S	S	S	S	S	S	S	S
	Custom Instrumentation	-	S	S	S	S	S	S	S	S	S	S	S
	Thru-Hull Exhaust - Stainless Steel ^B	11	-	-	-	-	617	617	-	617	617	617	617
	Thru Hull Exhaust with Silencer - Stainless Steel ^B	12	-	-	-	-	806	806	-	806	806	806	806
Automatic Fire Extinguishing System	19	-	381	381	381	381	381	381	381	541	381	381	
Power Steering	-	-	S	S	S	S	S	S	S	S	S	S	
Woodgrain Package	-	S	S	S	S	S	S	S	S	S	-	-	
Power Trim and Tilt with Indicator	-	-	S	S	S	S	S	S	S	S	S	S	
Lockable Storage	-	S	S	S	S	S	S	S	S	S	S	S	
Custom Steering Wheel	-	S	S	S	S	S	S	S	S	S	S	S	
Compass	49	103	103	103	103	103	103	103	103	S	103	103	
Hummingbird® Digital Depth Finder	48	289	289	289	289	289	289	289	289	S	289	289	
Horn (electric)	-	S	S	S	S	S	S	S	S	S	S	S	
Cockpit Lighting	-	-	S	S	S	S	S	S	S	S	S	S	
Maxima® Mid-power Stereo, Pull-out, Cassette	21	S	S	S	-	-	-	-	-	-	-	-	
Maxima® 60 watt, weatherband 123, Pull-out, Cassette	22	197	197	197	S	S	S	S	S	S	S	S	
Maxima® 50 watt, Pull-out, CD Player	23	450	450	450	450	450	254	450	254	254	254	254	
12V Accessory Plug	-	-	S	S	S	S	S	S	S	S	S	S	
Floor Storage (Ventilated)	-	S	S	S	S	S	S	-	-	-	-	-	
Tilt Steering	39	-	128	128	128	128	S	S	S	S	S	S	
Insulated Ice Chest	-	S	S	S	S	S	S	S	S	S	S	S	
Upholstered Motor Box Pad	-	-	S	S	S	S	S	S	S	-	-	-	
Padded Walk Through Area	-	-	-	-	S	S	S	-	-	-	-	-	
Premium Grade Vinyl - 32 oz.	-	S	S	S	S	S	S	S	S	S	S	S	
All Weather Marine Carpet - 20 oz.	-	S	S	S	S	S	S	S	S	-	S	S	
Carpet (Molded, Drop In)	33	-	-	-	-	-	-	-	-	-	-	-	
Bow Access Step with walk-thru windshield	-	-	-	-	-	-	-	S	S	S	S	S	
Fiberglass Cockpit Liner	46	-	-	-	-	-	-	-	671	S	S	S	
Fishing Package with Fiberglass Liner ^D	61	-	-	-	-	-	-	-	1186	-	-	-	

Prices and Specifications are subject to change without notice.



PADDED WALK-THRU



BRASS GARBOARD DRAIN PLUG



INSULATED ICE CHEST




DIGITAL DEPTH FINDER



COMPASS



BOW ACCESS STEP



ANCHOR STORAGE



STEREOS

ALL MODELS HAVE PULL-OUT CHASSIS, AND ARE INTERCHANGEABLE



MAXXIMA® MID POWER STEREO



MAXXIMA® 60-WATT STEREO WITH WEATHERBAND 1/2/3



MAXXIMA® 50-WATT STEREO WITH PULL-OUT CD PLAYER



LX INTERIOR



UPHOLSTERED MOTOR BOX PAD

STANDARD & OPTIONAL EQUIPMENT



WOODGRAIN PACKAGE



STAINLESS STEEL THRU-HULL EXHAUST



STAINLESS STEEL BOW LIFTING RING

Standard Equipment = S

		O/B	RALLY		OPEN BOWS			CRUISERS			SPORT	
		181	180	190	190	200	220	200	220	240	220	230
		RS	RS/RX	RS/RX	LS/LX	LS/LX	LS/LX	CS/CX	CS/CX	CS	SX	SX
CABIN	OPTION ORDER NUMBER ▼											
	Bow Storage	-	S	S	S	S	S	S	S	S	S	S
	Lockable Cabin Doors	-	-	-	-	-	-	S	S	S	S	S
	Molded Fiberglass Cabin Liner	-	-	-	-	-	-	S	S	S	S	S
	V-Berth Cushions	-	-	-	-	-	-	S	S	S	S	S
	Freshwater Sink	-	-	-	-	-	-	S	S	S	S	S
	Enclosed Pressurized Shower	-	-	-	-	-	-	-	-	S	-	-
	Cabin Lights	-	-	-	-	-	-	S	S	S	S	S
	Opening Cabin Windows with Screen	-	-	-	-	-	-	-	2 ea.	4ea.	-	-
	Alcohol Stove	-	-	-	-	-	-	S	S	S	S	S
ELECTRICAL	Porta-Potti with Self Contained Holding Tank	-	-	-	-	-	-	S	S	S	S	S
	Marine Head System with Holding Tank	32	-	-	-	-	-	-	-	872	-	-
	Marine Head System with Tank/Macerator	35	-	-	-	-	-	-	-	1332	-	-
	110 Volt Electrical System ^A	45	-	-	-	-	-	-	-	2079	-	-
	220 Volt Electrical System (export) ^A	27	-	-	-	-	-	-	-	2497	-	-
	Hot Water System (Only with #45 or #27)	28	-	-	-	-	-	-	-	587	-	-
	High Capacity Bilge Blower	-	-	S	S	S	S	S	S	S	S	S
	Automatic & Manual Bilge Pump (500 gph)	38	S	S	S	S	S	S	S	S	S	S
	Battery On/Off Switch	36	-	90	90	90	90	90	90	90	90	90
	Transom Power Trim & Tilt Switch (Merc.)	37	-	90	90	90	90	90	90	90	90	90
	Battery Charger (115 volt / 220 volt ^C)	41	-	114	114	114	114	114	114	114	114	114

^A Electrical System Includes: Shorepower Connector, Battery Charger, Refrigerator, Alcohol/Electric Stove. (Shorepower cord not included)

^B 8 cylinder motors only

^C Adapter required to convert to 220 V

^D Fishing Package Includes: Fiberglass Liner, Fishing Chairs, Rod Storage and holders.

Prices and Specifications are subject to change without notice.

Prices are in U.S. Dollars and do not include freight, taxes, import and export fees where applicable.

This brochure shows only a partial list of standard equipment and some boats are shown with optional accessories. To avoid disappointment, please check with your Stingray dealer for current information and specifications at time of purchase. Any variations in colors shown are due to reproduction variations in the printing process. Styling, design, equipment, prices, colors, and construction are subject to change without notice or obligation.



HI-LO JUMPSEATS



FULL FUNCTIONING HEAD WITH
SINK, PRESSURIZED WATER SYSTEM
AND SHOWER



CONTOUR BOW SEATS



BOW STORAGE



ALCOHOL STOVE



TWO-TONE HULL - HALF STRIPE




AFT CABIN WITH FULL SIZE BED

MODEL SPECIFICATIONS

		O/B	RALLY		OPEN BOWS			CRUISERS			SPORT		
MODEL		181RS	180RS/RX	190RS/RX	190LS/LX	200LS/LX	220LS/LX	200CS/CX	220CS/CX	240CS	220SX	230SX	
1	Length Overall	feet meters	17'10" 5.5	18'0" 5.5	19'0" 5.8	19'0" 5.8	20'3" 6.0	21'6" 6.5	20'3" 6.0	21'6" 6.5	23'6" 7.1	21'6" 6.5	22'8" 6.9
	Beam	inches centimeters	84" 213	85" 216	90" 229	90" 229	92" 233	97" 246	92" 233	97" 246	102" 259	97" 246	96" 244
	Bridge Clearance	inches centimeters	41" 104	41" 104	49" 124	49" 124	49" 124	53" 135	49" 124	55" 140	66" 168	48" 122	52" 132
	Weight (with base engine)	pound kilograms	1666 756	2074 941	2300 1043	2596 1178	2659 1206	3205 1454	2790 1266	3532 1602	5171 2346	3344 1517	3877 1759
	Fuel Capacity	gallons liters	23 87	23 87	23 87	39 148	39 148	41 155	39 148	41 155	75 303	41 155	60 227
	Water Capacity	gallons liters								3 11	18 68	3 11	3 11
	Ice Box Capacity	quarts liters	36 34	36 34	36 34	36 34	36 34	46 43	46 43	46 43	48 45	46 43	46 43
	Maximum Capacity	persons / pounds persons / kilograms	8/1110 8/503	7/1070 7/485	8/1315 8/596	8/1315 8/596	8/1545 8/701	10/1950 10/884	8/1545 8/701	10/1850 10/839	10/2300 10/1042	8/1950 8/884	8/1850 8/839
	Free Board	inches centimeters	24" 61	24" 61	23" 58	23" 58	24" 61	27" 69	24" 61	28" 71	45" 114	27" 69	24" 61
	Molded Depth (Windshield Base to keel)	inches centimeters	42" 107	42" 107	44" 112	44" 112	45" 114	52" 132	45" 114	53" 135	77" 196	49" 124	50" 127
	Maximum Depth (Includes Windshield)	inches centimeters	52" 132	52" 132	55" 140	55" 140	56" 142	64" 162	56" 142	69" 175	91" 231	61" 155	60" 152
	Maximum Draft (Drive Down)	inches centimeters	29" 74	29" 74	31" 76	31" 76	31" 79	33" 84	31" 79	33" 84	34" 86	33" 84	36" 91
2	Bow Depth (Bow to Cushion Top)	inches centimeters	16" 33	16" 41	16" 40	16" 40	16" 40	20" 51	28" 71	27" 69	38" 97	23" 58.5	24" 61
3	Bow Depth (Maximum Depth)	inches centimeters	31" 79	31" 79	32" 81	32" 81	32" 81	37" 94	31" 79	48" 122	71" 180	46" 117	45" 114
4	Bow Length (Maximum Length)	inches centimeters	54" 137	54" 137	56" 142	56" 142	58" 147	62" 157	76" 193	81" 205	111" 282	85" 216	95" 241
5	Cockpit Depth (At helm)	inches centimeters	28" 71	28" 71	29" 74	29" 74	29" 74	35" 89	29" 74	40" 101	36" 91	34" 86	32" 81
6	Cockpit Width (Maximum Molded)	inches centimeters	69" 175	69" 175	73" 185	73" 185	73" 185	77" 195	73" 185	77" 195	78" 198	77" 195	78" 198
7	Cockpit Length (Maximum Molded)	inches centimeters	78" 198	102" 259	103" 261	103" 261	110" 279	109" 277	104" 264	115" 292	114" 290	97" 246	93" 236
	Sleeping Capacity							2+1	2+1	4	2	2	2
	Transom Angle		15°	15°	15°	15°	15°	15°	15°	15°	15°	15°	15°
	Deadrise Angle		19°	19°	19°	19°	19°	19°	19°	19°	19°	19°	20°
	Maximum HP (outboards)		120										

Specifications are subject to change without notice or obligation.



POWER & PERFORMANCE OPTIONS

	MODEL	LOA	OPT. #	Engine ¹	Drive Type	Gear Ratio	Fuel System Type	Prop HP	Fuel Cap. (gal)	Approx. Weight w/ Motor	Speed (MPH)	SS Prop Light Load	Stan. Pitch Prop	Power Trim & Tilt	Power Steering
O/B	181RS	17'10"	98	75 FORCE	Outboard	1.64:1	1 CARB-3 CYL		23	1666	42	15	15	✓	
			97	120 FORCE	Outboard	2.07:1	2 CARB-4 CYL		23	1744	48	21	21	✓	
RALLY	180RS/RX	18'	101	3.0LX	Alpha	1.94:1	CARB-2BB	135	23	2074	50	21	21	✓	✓
	190RS/RX	19'	101	3.0LX	Alpha	1.94:1	CARB-2BB	135	23	2300	47	21	21	✓	✓
OPEN BOWS	190LS/LX	19'	153	4.3LX	Alpha	1.81:1	CARB-2BB	190	37	2596	56	23	23	✓	✓
	200LS/LX	20'3"	153	4.3LX	Alpha	1.81:1	CARB-2BB	190	37	2659	54	23	23	✓	✓
			126	5.7L	Alpha	1.62:1	CARB-2BB	210	37	2757	55	21	21	✓	✓
			158	5.7L EFI	Alpha	1.62:1	THROTTLE BODY	220	37	2757	56	21	21	✓	✓
			128	5.7LX ²	Alpha	1.47:1	CARB-4BB	250	37	2757	61	23	23	✓	✓
	220LS/LX	21'5"	153	4.3LX	Alpha	1.81:1	CARB-2BB	190	43	3205	51	21	21	✓	✓
			126	5.7L	Alpha	1.62:1	CARB-2BB	210	43	3303	55	21	21	✓	✓
			158	5.7L EFI	Alpha	1.62:1	THROTTLE BODY	220	43	3303	56	21	21	✓	✓
			128	5.7LX ^{2 3}	Alpha	1.47:1	CARB-4BB	250	43	3303	58	21	21	✓	✓
	CRUISERS	200cs/cx	20'3"	153	4.3LX	Alpha	1.81:1	CARB-2BB	190	37	2790	54	23	23	✓
220cs/cx		21'5"	153	4.3LX	Alpha	1.81:1	CARB-2BB	190	43	3532	50	21	21	✓	✓
			126	5.7L	Alpha	1.62:1	CARB-2BB	210	43	3630	53	21	21	✓	✓
			158	5.7L EFI	Alpha	1.62:1	THROTTLE BODY	220	43	3630	54	21	21	✓	✓
			128	5.7LX ^{2 3}	Alpha	1.47:1	CARB-4BB	250	43	3630	57	21	21	✓	✓
240cs		23'6"	126	5.7L	Alpha	1.62:1	CARB-2BB	210	65	5171	46	19	19	✓	✓
			158	5.7L EFI	Alpha	1.62:1	THROTTLE BODY	220	65	5171	47	19	19	✓	✓
	128		5.7LX ^{2 3}	Alpha	1.47:1	CARB-4BB	250	65	5171	50	19	19	✓	✓	
SPORT BOATS	220sx	21'5"	108	350 MAG	Alpha	1.47:1	CARB-4BB	250	43	3344	59	21	21	✓	✓
			129	5.7LX	Bravo 3	2.00:1	CARB-4BB	250	43	3412	59	21	21	✓	✓
			133	350 MAG MPI	Bravo 1	1.50:1	MULTI-PORT	300	43	3431	64	23	23	✓	✓
	230sx	22'8"	107	7.4L	Bravo 1	1.50:1	CARB-4BB	300	57	3877	64	23	23	✓	✓
			135	7.4LX MPI	Bravo 1	1.50:1	MULTI-PORT	330	57	3913	66	23	23	✓	✓
			111	454 MAG MPI	Bravo 1	1.50:1	MULTI-PORT	385	57	3925	71	23	23	✓	✓
			112	502 MAG MPI	Bravo 1	1.50:1	MULTI-PORT	415	57	3925	73	25	25	✓	✓

¹ Other Power Packages are available. See your nearest Stingray Dealer.

² Available with fuel injection

³ Available with Bravo III Drive

Specifications are subject to change at any time without notice or obligation. To avoid disappointment at the time of purchase please check with your Stingray Dealer for current information and specifications.

Performance data comes from factory testing, independent engine manufacturers testing or independent magazine testing. All boat speeds and propellers shown are to be used as guidelines only for general applications as boats and operating conditions will vary. The best propeller for specific boating needs can only be determined by performance testing by your dealer. Results on individual boats may vary depending on many factors, including driver, weather, altitude, load, condition of propeller, lower unit, and boat bottom. Matching of your boat and use conditions to the proper propeller by your dealer will make your boating experience more enjoyable and keep your engine running longer and stronger. Propellers used during testing are shown to be used as a guideline only and are not intended to be an absolute recommendation.

PROPELLER KEY (For use as a guideline only)

Pitch	Rotation	Material	Description	Diameter	Part Number
19"	(RH)	ALUM	QUICKSILVER	14"	48-78120A40
21"	(RH)	ALUM	QUICKSILVER	13 3/4"	48-78122A40
23"	(RH)	ALUM	QUICKSILVER	13 1/2"	48-78124A40
19"	(RH)	S. STEEL	LAZER II	14"	48-16544A41
21"	(RH)	S. STEEL	LAZER II	13 7/8"	48-16546A41
23"	(RH)	S. STEEL	LAZER II	13 3/4"	48-16548A41
23"	(RH)	S. STEEL	MIRAGE	14 5/8"	48-13246A5
25"	(RH)	S. STEEL	MIRAGE	14 1/2"	48-13706A41

CAUTION: Never exceed engine manufacturers recommended RPM.



Your Stingray Dealer

*WARRANTY INFORMATION

All Stingray warranties are limited warranties within the meaning of title 1 of the Federal Trade Commission Improvement Act. A full statement of coverage, terms and conditions applying to the Stingray warranty has been furnished to all Stingray Dealers. In addition, information is supplied with each new Stingray Boat.

Please read carefully the terms and conditions provided in Stingray's Express Limited Warranty accompanying the sale of your boat. The actual length of warranty coverage for your boat may vary depending on the date of original manufacture and the date of sale of your boat.

This brochure shows only a partial list of standard equipment and some boats are shown with optional accessories. To avoid disappointment, please check with your Stingray dealer for current information and specifications at time of purchase. Any variations in colors shown are due to reproduction variations in the printing process. Styling, design, equipment, prices, colors, and construction are subject to

 **STINGRAY**
POWERBOATS

625 Railroad Avenue, Post Office Box 669,
Hartsville, South Carolina 29551

Phone: (803)383-4507

E-Mail: stingraypb@sunbelt.net

Internet Web Page: <http://www.stingraypb.com/boats/>