

STINGRAY®

P O W E R B O A T S

1998



rally series openbows cruisers deckboat sportboats rally series

boats



sportboats rally series openbows cruisers deckboat sportboats

boat



And the Winner Is...

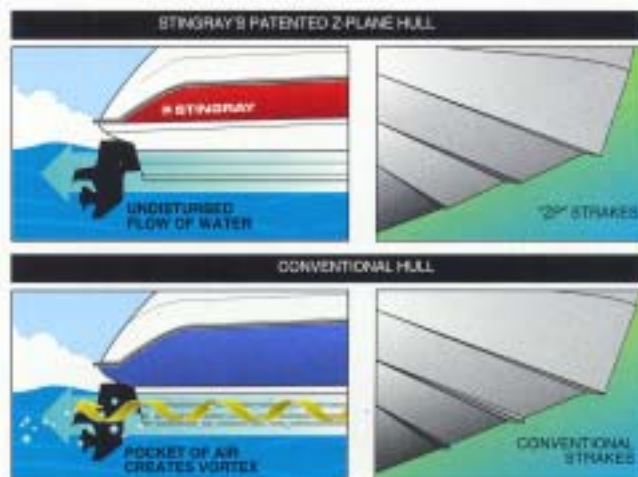


Everybody loves a winner, as the saying goes. At Stingray, we've collected a few wins of our own. Like Compact Boat of the Year. Best Value. Product Innovation. Editor's Pick. Editors and writers of the world's top marine magazines have often chosen to heap their praise (and awards) on us. And they should know. They have tested hundreds, even thousands of boats over the years. But the best award of all is for people just like you to choose Stingray for your family's boating enjoyment.

"...a marvel of utilitarian design."
Trailer Boats Magazine

12 years ago, we became one of the early adopters of computerized design tools, bringing boat design out of the "stone age" and into the digital realm. Soon we had the ability to create in the computer a "virtual Stingray" and add our "virtual boater", affectionately known as "Oscar". With the help of Oscar, we can perfect and maintain

the ergonomics from the very beginning. Oscar is especially useful when it comes to positioning seating and controls for the driver, and for interior spaces such as the cabin and enclosed head.



The patented ZP hull outperforms the competition in top speed, fuel efficiency & handling.

"Stingray boats...has put the good looks, handling and ride together with a bottom design that plucks the last mile out of a gallon of gas and the last mile per hour out of the available horsepower."

Trailer Boats Magazine

In 1988, we introduced our exclusive, now patented z-plane hull. The secret to Stingray's design is that it eliminates the aerated water beneath the hull that all other designs create. Originally conceived as a way to make the boat handle better (a goal which we accomplished!), the zp hull design also resulted in a simultaneous increase in speed and a decrease in fuel consumption! That is the textbook definition of efficiency. Testing shows that, on average, Stingray's are 30% more efficient than

Located in South Carolina, the Stingray plant houses over 200,000 square feet and produces over 2,000 boats per year.





other hulls. Additionally, we adopted the racing style notched transom used by offshore racing boats. This allows the engine to be mounted higher to give the "zp" hull yet another performance boost. While there have been several attempts by other manufacturers to produce a better performing hull, nothing else offers the combination of ride, handling, and efficiency of Stingray's zp hull.

"The centerpiece of this high tech gadgetry is a five-axis gantry robot router that can cut complex shapes very precisely."

Boating World Magazine

The "virtual Stingray" takes another step towards reality underneath our multi-axis milling machine. This machine faithfully




reproduces the subtle yet complex surface variations essential to the z-plane design. Using the three-dimensional computer model, we cut a full-size "plug" from a block of dense polyurethane

foam. This process allows us to see the shape in a matter of hours and, if desired, make changes with relative ease.

"We found, in the Stingray 20' bowrider, an astounding combination of value, workmanship and performance, the likes of which you won't easily find, even for thousands of dollars more."

Hot Boat Magazine

Production quality is an invaluable key in living up to our strategy. It really doesn't matter if a boat is thoughtfully designed



CAD systems are a key element in the Stingray design process.

and endlessly tested if the end product doesn't live up to the same standards of excellence. With this in mind Stingray refuses to cut corners when it comes to using quality materials. Our pride of craftsmanship is reflected in the five year protection plan that covers the entire Stingray line.



Registered owners are automatically added as members of "Team Stingray". With your personalized owner's registration card, our customer service department is ready to respond more efficiently to your needs.

At Stingray, we have been pushing the envelope of boatbuilding techniques for years, in an ongoing effort to provide the best product at an affordable price. Of course, it hasn't always been easy. It takes a lot of hard work to be a winner. But in the end, the real winner is.... You!



CONTENTS:

	Page
A Real Difference	4-7
Tomorrow's Technology Today....	8-9
RALLY SERIES	10-11
190LS/LX.....	12
200LS/LX.....	13
200CS/CX.....	14
220CS/CX.....	15
222DS.....	16-17
240CS.....	18
220LX.....	19
220SX.....	20
230SX.....	21
Equipment List.....	22-27
Specifications.....	28
Power Options.....	29
Actionwear.....	30-31

A Real Difference

You don't get to be an award winning company without a strong commitment to excellence. We believe that quality and excellence must be built into the product, not tacked on afterwards. Many times it's the things you never see that separate "good enough" from "excellent". Just so you'll know, we've taken this opportunity to go over some of the finer points of your Stingray's construction details.

TELEFLEX® GAUGES

Some manufacturers use a modular gauge panel that can make for some expensive repairs. Your Stingray gauges can be accessed individually for easy servicing. Gauges include fuel level, water temperature and trim gauges, voltmeter, speedometer, and tach.


POWER STEERING

Power steering comes standard on all MerCruiser powered stern drives.



NOTCHED TRANSOM

The z_p-hull has a racing style notched transom, allowing the engine to be mounted higher for less drag, enhanced fuel efficiency and top speed. Also, the drain plug fastens in solid fiberglass, preventing water seepage into the transom core.



LAMINATION

Stingray's thorough lamination process combines robotics and skilled craftsmanship. Starting with precision molds, our quality construction consists of top quality materials including hand laid fiberglass with Klegecel® and Coremat® cores, for a high strength to weight ratio.

ERGONOMIC DESIGN


Using human engineering data published by MIT, we created Oscar, a 3-D computer figure. By placing Oscar in various locations we can make informed decisions on a variety of design param-

eters. The result is generous leg room and headroom, correct helm position, convenient control locations and overall comfort.



GENEROUS STORAGE

Aboard every Stingray you'll discover ample storage space in the bow, sidepanels, glove box and in-floor ski storage. XL interiors offer additional space under the benchseat and on both sides of the engine, giving you a noticeable increase in storage and maintenance elbow room.





POLYPROPYLENE SEAT BASES

Our bucket seats and lounge seats are constructed of injection molded polypropylene cores instead of wood. Molded foam inserts are covered with 32 oz. UV-stable vinyls that have incredible puncture resistance and a thicker skin than most.



CURVED SAFETY GLASS WINDSHIELDS

Our stylish windshields offer good looks and excellent visibility.



STAINLESS STEEL HARDWARE

For strength and durability, Stingray uses high-grade stainless steel hardware mounted with custom-cut rubber gaskets and glassed in backing plates.



PATENTED Z-PLANE HULL

Stingray's patented zp hull is truly in a class by itself. After 10 years on the market, it's still up to 30% more efficient than the competition. (Translation: It costs less to operate.)



FIBERGLASS CABIN LINER

Our closed bow models feature this space efficient, molded fiberglass liner. Most models include a porta-potti, recessed alcohol stove with cutting board, a sink with a 10 quart water tank, and King Starboard® counter tops which are easily cleaned and concealed until you need them. Comfortable seating for two adults quickly converts to sleeping for two.

FIVE YEAR PROTECTION PLAN

Stingray backs every model it produces with a 5 Year Protection Plan. See your dealer for details.

VIBRATION DAMPENING MOTOR MOUNTS

Special rubber insulators help to isolate engine vibrations for a smoother, quieter ride.

FIBERGLASS STRINGER SYSTEMS

All fiberglass, foam-filled stringer system will never rot; includes steel motor mount inserts with rubber insulators. (Fiberglass stringer available on most models.)



.....

PRESERVATIVE TREATED WOOD

All wood parts in your Stingray are cut from Marine Guard™ or XL10™ Marine plywood panels. The panels are impregnated with oxide formulated preservatives, and carry a limited lifetime warranty against fungal decay/rot, termites and other wood eating insects, and manufacturing defects.

FIBERGLASS CABIN LINER

Stingray's one piece fiberglass cabin liner requires extra effort that most companies aren't willing to expend. We believe the added strength and design

LOUNGE SEATS

To maximize your comfort aboard, our polypropylene cored lounge seats have three positions for relaxing and sunning, plus fore and aft adjustment, with storage inside.

possibilities are worth it. For low maintenance and durability, it's hard to beat. Computer aided design helps us to make the best use of available space.



STAINLESS STEEL BOARDING LADDER

A deep two step boarding ladder makes getting in and out of the water easy. For added safety, the ladder is recessed into the swim platform.

FIBERGLASS BOW COVER


This fiberglass bow cover allows you to extend your boating season comfortably into the cooler months and is easily installed and removed.



DASHES DESIGNED WITH ELECTRONICS IN MIND.

On the 220ds and 240cs models, you'll find a custom designed dash with tilt steering, full instrumentation, and space for your additional electronics.





BOW ACCESS STEP

Cuddy models with walk-thru windshields include a convenient bow access step that folds away when not in use.



PREMIUM SOUND SYSTEM

All Stingrays are equipped with premium quality digital AM/FM stereo sound systems with waterproof dual cone 60-watt speakers. The protective enclosure offers additional isolation from the elements.



FULL-WIDTH INTEGRATED SWIM PLATFORM

For safety and convenience, the swim platform has a non-skid surface.



HI-LOW JUMP SEATS

This clever feature allows you a variety of uses for the same interior. It quickly converts from jump seats to a full width sundeck. (Available in LS and CS models.)



FIBERGLASS COCKPIT LINER

For the most avid boater, we offer this low-maintenance fiberglass cockpit liner with a nonskid surface.



CONTOURED BOW SEATS

Our unique contoured bow seat incorporates safety features while adding to your comfort.

SHRINK-WRAPPED FOR SHIPPING

Every new Stingray is shrinkwrapped to provide added protection from shipping damage.

SPORTSWEAR & ACCESSORIES

Hats, shirts, jackets, and visors are only a few of the extras offered by Stingray to make your boating experience even more fulfilling. For more information see page 30.



UV-STABLE 20 OZ. CARPET

We use a single seamless covering of 20 oz. UV-stable marine carpet on the floor and hull sides, as well as inside the ski locker.

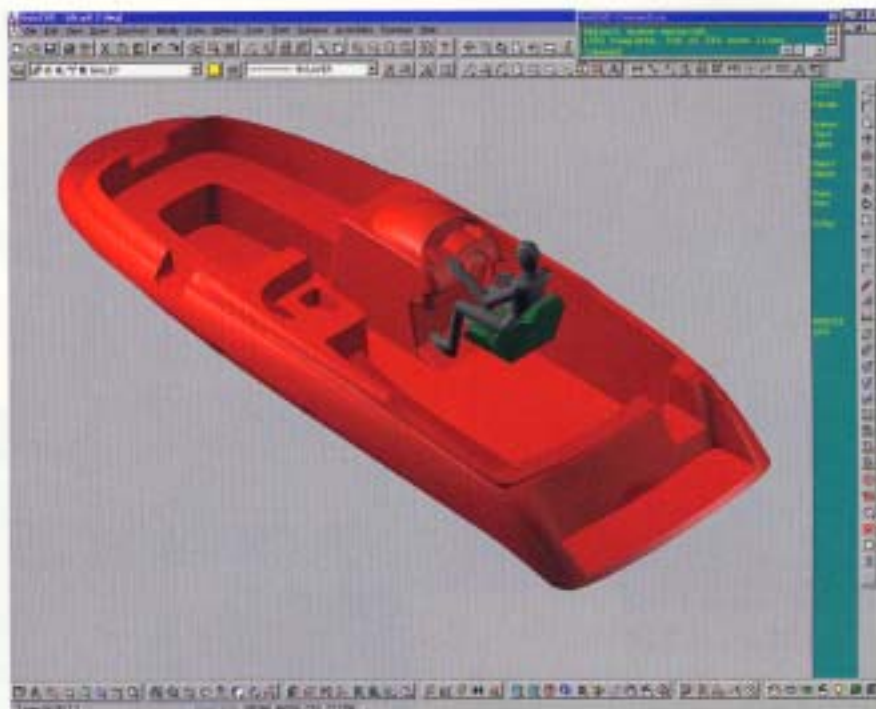


Unequaled Precision

Few boat companies, if any, can match Stingray's commitment to advancing technology. Using tools that were unavailable just a few years ago, Stingray Boats are built with unequalled precision and efficiency. Having these tools in-house gives Stingray the benefit of pushing the technological edge even further.

COMPUTER AIDED DESIGN AND MANUFACTURING

We spend a great deal of time working out the details of your new Stingray with a computer model before we commit the design to fiberglass. Major components are "assembled" on screen




where we study various parameters and make any necessary adjustments. This computer model contains the information required for the next step in the process - 3-D milling.

MULTI-AXIS THREE-DIMENSIONAL MILLING MACHINE

This machine produces 3-dimensional parts identical to the computer model. While a full size part is the end result, the ability to cut and study an accurate scale model of the intended part (left) is a definite advantage to the Stingray design team.





CNC ROUTER

Cutting irregular shapes can be a real challenge. The computer helps us to "nest" a group of parts efficiently to minimize waste. That information

goes into one of our Computerized Numeric Control (CNC) routers for precision cutting of parts like bulkheads, cabin doors, and interior parts.

ROBOTIC LAMINATION FACILITY

Visitors to our plant are impressed by its cleanliness. In our lamination building, a unique

overhead tram system was specially developed just for Stingray. Parts under construction are moved about the plant under computer control.



5-Axis Water Jet Cutting Machine shown cutting glass stringer



WATER JET CUTTING MACHINE

A large percentage of parts on a Stingray are cut out using this high-pressure water jet. A stream of water .007" thick at over 50,000 psi cuts quickly and neatly through a variety of materials much easier than could be done by hand. This frees us to concentrate on the more important job of building quality parts.

180RX

rally

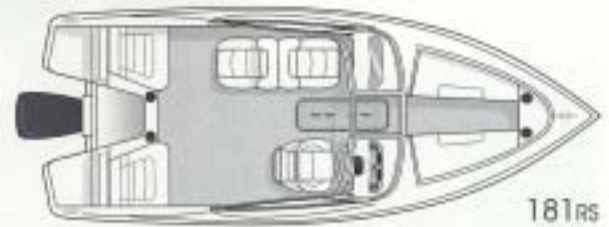
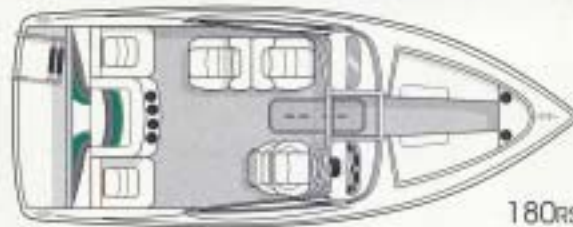


180RS/RX 18'0" (5.5m)
 181RS 17'10" (5.5m)



181RS

outboard



Patented ZP Hull • Curved Safety Glass Windshield • Convertible Sun Top • Integrated Swim Platform • Stainless Hardware • 2-Step Swim Ladder • Racing-style Notched Transom • Custom Instrumentation • Woodgrain Package • Lockable Storage • Custom Steering Wheel • Power Trim & Tilt with Indicator (180) • Power Steering (180) • Electric Horn • Cockpit Lighting (180) • 12v Accessory Plug (180) • 360° Anchor Light • Digital AM/FM Stereo with Cassette • Floor Storage • Insulated Ice Chest • Premium Grade 32 oz. Marine vinyl • Upholstered Motorbox Pad (180RS) • Marine Guard™ or XL10™ Pressure Preserved Plywood • All Weather Marine Carpet • Bow Storage • High Capacity Bilge Blower (180) • Automatic and Manual Bilge Pump • NIMMA Certification • International Certification • 3 Year MerCruiser Anti Corrosion Warranty (180) • 5 Year Owner Protection Plan • Brass Garboard Screw-in Drain Plug

For a full listing of Standard & Optional equipment see pages 22-27.



190RS

rally



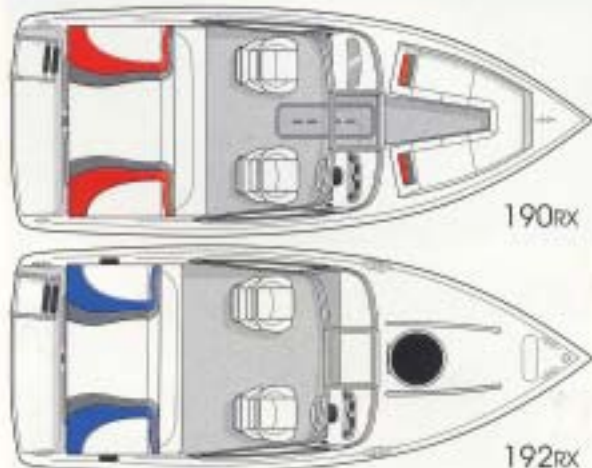
190RS/RX 19'0" (5.8m)
 192RS/RX 19'0" (5.8m)



192RS

rally

Patented ZP Hull • Curved Safety Glass Windshield • Walk-Thru Windshield w/Bow Access Step (192) • Translucent Deck Hatch (192) • Convertible Sun Top • Integrated Swim Platform • 2-Step Swim Ladder • Stainless Hardware • Racing-style Notched Transom • Custom Instrumentation • Woodgrain Package • Power Steering • Power Trim & Tilt with indicator • Lockable Storage (190) • Lockable Doors (192) • Molded Fiberglass Cabin Liner w/V-Berth Cushions & Porta-Potti (192) • Custom Steering Wheel • Electric Horn • Cockpit Lighting • Cabin Lights (192) • 360° Anchor Light • 12v Accessory Plug • Digital AM/FM Stereo with Cassette • Floor Storage • Insulated Ice Chest (190) • Upholstered Motor Box Pad (RS) • Premium Grade 32 oz. Marine vinyl • All Weather Marine Carpet • Bow Storage • High Capacity Bilge Blower • Automatic and Manual Bilge Pump • NIMMA Certification • International Certification • 5 Year Owner Protection Plan • 3 Year MerCruiser Anti-Corrosion Warranty • Marine Guard™ or XL10™ Pressure Preserved Plywood • Brass Garboard Screw-in Drain Plug



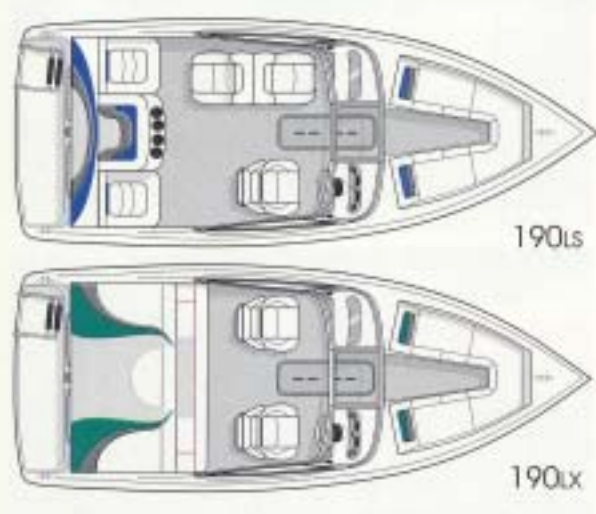
For a full listing of Standard & Optional equipment see pages 22-27.

190LX

openbow



190Ls/LX 19'0"(5.8m)



- Patented ZP Hull • Curved Safety Glass Windshield with S/S Braces • Color-Coordinated Convertible Sun Top (Sunbrella) • Integrated Swim Platform • 2-Step Swim Ladder • Stainless Hardware • Racing-style Notched Transom • Custom Backlit Instrumentation with S/S Bezels • Engine Hour Meter • Deluxe Woodgrain Package • Power Steering • Power Trim & Tilt with indicator • Lockable Storage • Custom Steering Wheel • Electric Horn • Cockpit Lighting • 360° Anchor Light • 12v Accessory P/UG • High Power Digital AM/FM Stereo with Cassette • Floor Storage • Insulated Ice Chest • Upholstered Motor Box Pad (LS) • High-Low Jump Seats (LS) • Padded Walk-thru Area • Premium Grade Foam-laminated 32 oz. Marine vinyl • All Weather Marine Carpet • Bow Storage • High Capacity Bilge Blower • Automatic and Manual Bilge Pump • NIMMA Certification • International Certification • 5 Year Owner Protection Plan • 3 Year MerCruiser Anti-Corrosion Warranty • Fiberglass Stringer System • Marine Guard™ or XL10™ Pressure Preserved Plywood • Brass Garboard Screw-in Drain Plug

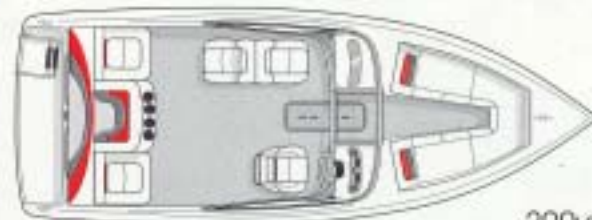
For a full listing of Standard & Optional equipment see pages 22-27.

200Ls/LX20'3" (6.0m)

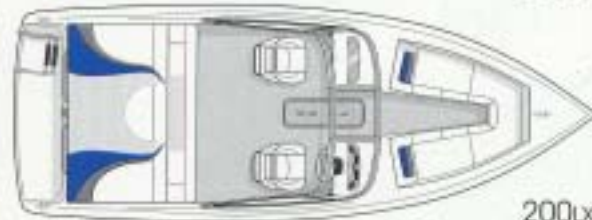


200LX

openbow



200Ls



200LX



Patented ZP Hull • Curved Safety Glass Windshield with S/S Braces • Adjustable Side Vent Windows • Color-Coordinated Convertible Sun Top (Sunbrella) • Integrated Swim Platform • Stainless Hardware • Stainless 2-step Ladder • Stainless Bow & Stern Eyes • Racing-style Notched Transom • Custom Backlit Instrumentation with S/S Bezels • Deluxe Woodgrain Package • Power Trim & Tilt with Indicator • Power Steering • Lockable Storage • Custom Steering Wheel • Electric Horn • Engine Hour Meter • Cockpit Lighting • 12v Accessory PLug • 360° Anchor Light • High Power Digital AM/FM Stereo with Cassette • Floor Storage • Insulated Ice Chest • Upholstered Motor Box Pad (LS) • Padded Walk Through Area • Premium Grade Foam-laminated 32 oz. Marine Vinyl • All Weather Marine Carpet • Bow Storage • High Capacity Bilge Blower • Automatic & Manual Bilge Pump • NMMA Certification • International Certification • 5 Year Owner Protection Plan • 3 Year MerCruiser Anti-Corrosion Warranty • Fiberglass Stringer System • Marine Guard™ or XL10™ Pressure Preserved Plywood • Brass Garboard Screw-in Drain Plug

For a full listing of Standard & Optional equipment see pages 22-27.

200cs

cruiser

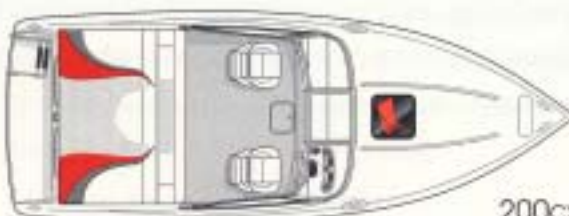


200cs/cx 20'3" (6.0m)

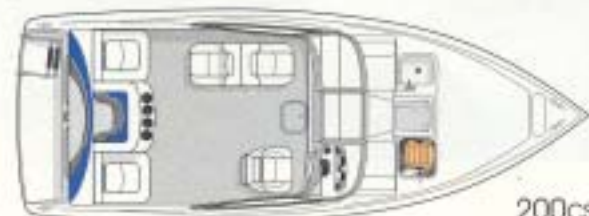


Patented ZP Hull • Curved Safety Glass Walk Thru Windshield with S/S Braces • Adjustable Side Vent Windows • Color-Coordinated Convertible Sun Top (Sunbrella) • Integrated Swim Platform • Stainless 2-step Ladder • Swing-out Bow Access Step • Translucent Deck Hatch • Stainless Hardware • Racing-style Notched Transom • Custom Backlit Instrumentation with S/S Bezels • Deluxe Woodgrain Package • Power Trim & Tilt with Indicator • Power Steering • Custom Steering Wheel • Electric Horn • Engine Hour Meter • Cockpit Lighting • 12v Accessory Plug • 360° Anchor Light • High Power Digital AM/FM Stereo with Cassette • Tilt Steering • Insulated Ice Chest • Upholstered Motor Box Pad (LS) • High-Low Jump Seats (LS) • Premium Grade Foam-laminated 32 oz. Marine Vinyl • All Weather Marine Carpet • Bow Storage • Bow Anchor Storage • Lockable Cabin Doors • Molded Fiberglass Cabin Liner • V-Berth Cushions • Freshwater Sink • Cabin Lights • Alcohol Stove • Porta-Potti • High Capacity Bilge Blower • Automatic and Manual Bilge Pump • NMMA Certification • International Certification • 5 Year Owner Protection Plan • 3 Year MerCruiser Anti-Corrosion Warranty • Marine Guard™ or XL10™ Pressure Preserved Plywood • Fiberglass Stringer System • Brass Garboard Screw-in Drain Plug

For a full listing of Standard & Optional equipment see pages 22-27.



200cx



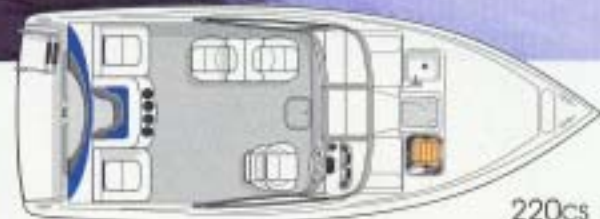
200cs

220cs/cx21'6" (6.5m)

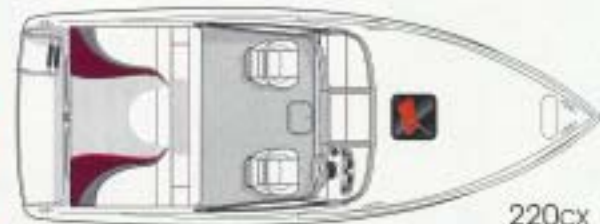


220cs

cruiser



220cs



220cx

Patented ZP Hull • Curved Safety Glass Walk-thru Windshield with S/S Braces • Adjustable Side Vent Windows • Color-Coordinated Bimini Top (Sunbrella) w/See Thru Filler • Integrated Swim Platform • Stainless Hardware • Stainless 2-step Ladder • Bow Anchor Storage • Racing-style Notched Transom • Custom Backlit Instrumentation with S/S Bezels • Deluxe Woodgrain Package • Power Trim & Tilt with Indicator • Custom Steering Wheel • Power Steering • Electric Horn • Engine Hour Meter • Cockpit Lighting • 12v Accessory Plug • 360° Anchor Light • High Power Digital AM/FM Stereo with Cassette • Tilt Steering • Insulated Ice Chest • Upholstered Motor Box Pad (LS) • High-Low Jump Seats (LS) • Premium Grade Foam-laminated 32 oz. Marine vinyl • All Weather Marine Carpet • Bow Access Step • Bow Storage • Translucent Deck Hatch • Lockable Cabin Doors • Molded Fiberglass Cabin Liner • Cabin Lights • V-Berth Cushions • Freshwater Sink • Alcohol Stove • Porta-Potti • High Capacity-Bilge Blower • Automatic and Manual Bilge Pump • NMMA Certification • International Certification • 5 Year Owner Protection Plan • 3 Year MerCruiser Anti-Corrosion Warranty • Marine Guard™ or XL10™ Pressure Preserved Plywood • Fiberglass Stringer System • Brass Garboard Screw-in Drain Plug

For a full listing of Standard & Optional equipment see pages 22-27.



220DS

deckboat

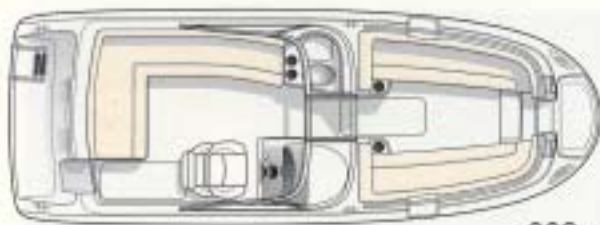


220DS 22'3" (6.7m)



Patented ZP Hull • Curved Safety Glass Walk-Thru Windshield with S/S Braces • Adjustable Side Vent Windows • Color-Coordinated Bimini Top (Sunbrella) w/See Thru Filler • Pressurized Water System with Freshwater Sink and Transom Shower Washdown • Integrated Swim Platform • Stainless 2-step Ladder • Stainless Hardware • Stainless Bow & Stern Eyes • Notched Transom • Custom Backlit Instrumentation with S/S Bezels • Deluxe Woodgrain Package • Power Trim & Tilt with Indicator • Compass • Lockable Storage • Custom Steering Wheel • Power Steering • Tilt Steering • Electric Horn • Engine Hour Meter • Fiberglass Cockpit Liner • Cockpit Lighting • 12v Accessory Plug • 360° Anchor Light • High Power AM/FM Stereo / CD • Floor Storage • Insulated Ice Chest • Table w/Floor Mount • Premium Grade Foam-laminated 32 oz. Marine Vinyl • Bow Storage • Bow Anchor Storage • Enclosed Head w/Porta Potti and Lockable Doors • High Capacity Bilge Blower • Automatic & Manual Bilge Pump • NMMA Certification • International Certification • 5 Year Owner Protection Plan • 3 Year MerCruiser Anti-Corrosion Warranty • Marine Guard™ or XL10™ Pressure Preserved Plywood • Brass Garboard Screw-in Drain Plug

For a full listing of Standard & Optional equipment see pages 22-27



220bs



240cs

cruiser



240cs 23'6" (7.1m)



Patented ZP Hull • Curved Safety Glass Walk-thru Windshield with S/S Braces • Color-Coordinated Bimini Top (Sunbrella) w/See Thru Filler • Integrated Swim Platform • Stainless 2-step Ladder • Bow Anchor Storage • Translucent Deck Hatch • Pressurized Water System with Freshwater Sink and Transom Shower Washdown • Stainless Hardware • Notched Transom • Custom Backlit Instrumentation with S/S Bezels • Deluxe Woodgrain Package • Power Trim & Tilt with Indicator • Power Steering • Tilt Steering • Compass • Digital Depth Finder • Cockpit Lighting • 12v Accessory Plug • 360° Anchor Light • Custom Steering Wheel • Electric Horn • Engine Hour Meter • High Power AM/FM Stereo / CD • Insulated Ice Chest • Bow Access Step • Fiberglass Cockpit Liner • Lockable Cabin Doors • Molded Fiberglass Cabin Liner • Cabin Lights • V-Berth Cushions • Premium Grade Foam-laminated 32 oz. Marine Vinyl • Table w/Floor Mount • Aft Cabin • Bow Storage • Enclosed Head with Pressurized Shower • Alcohol Stove • High Capacity Bilge Blower • Automatic & Manual Bilge Pump • NMMA Certification • International Certification • 5 Year Owner Protection Plan • 3 Yr. MerCruiser Anti-Corrosion Warranty • Marine Guard™ or XL10™ Pressure Preserved Plywood • Brass Garboard Screw-in Drain Plug

For a full listing of Standard & Optional equipment see pages 22-27.



240cs

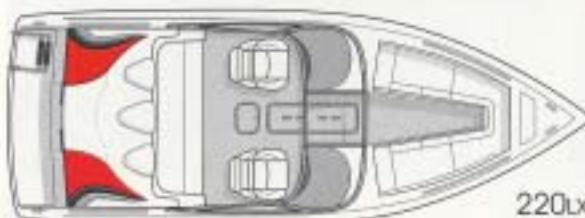


220LX21'6" (6.5m)



220LX

openbow




220LX

Patented ZP Hull • Curved Safety Glass Windshield with S/S Braces • Adjustable Side Vent Windows • Color-Coordinated Sport Bimini Top (Sunbrella) w/See-Thru Filler • Integrated Swim Platform • Stainless 2-step Ladder • Stainless Hardware • Stainless Bow & Stern Eyes • Racing-style Notched Transom • Custom Backlit Instrumentation with S/S Bezels • Compass • Deluxe Woodgrain Package • Power Trim & Tilt with Indicator • Power Steering • Tilt Steering • Lockable Storage • Custom Steering Wheel • Electric Horn • Engine Hour Meter • Cockpit Lighting • 12v Accessory Plug • 360° Anchor Light • High Power AM/FM Stereo Cassette • Floor Storage • Insulated Ice Chest • Padded Walk-Through Area • Premium Grade Foam-laminated 32 oz. Marine Vinyl • All Weather Marine Carpet • Bow Storage • Bow Anchor Storage • High Capacity Bilge Blower • Automatic & Manual Bilge Pump • NIMMA Certification • International Certification • 5 Year Owner Protection Plan • 3 Year MerCruiser Anti-Corrosion Warranty • Marine Guard™ or XL10™ Pressure Preserved Plywood • Fiberglass Stringer System • Brass Garboard Screw-in Drain Plug

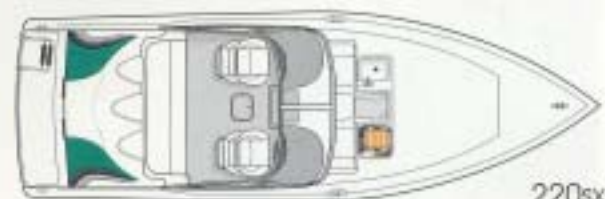
For a full listing of Standard & Optional equipment see pages 22-27.

220sx

sportboat



220sx21'6" (6.5m)




220sx

- Patented ZP Hull • Curved Safety Glass Windshield with S/S Braces • Adjustable Side Vent Windows • Color-Coordinated Sport Bimini Top (Sunbrella) w/See-Thru Filler • Translucent Deck Hatch • Integrated Swim Platform • Stainless 2-step Ladder • Stainless Hardware • Stainless Bow & Stern Eyes • Stainless Bow Lifting Ring • Racing-style Notched Transom • Custom Backlit Instrumentation with S/S Bezels • Compass • Power Trim & Tilt with Indicator • Power Steering • Tilt Steering • Lockable Storage • Custom Steering Wheel • Electric Horn • Engine Hour Meter • Cockpit Lighting • 12v Accessory PLUG • 360° Anchor Light • High Power Digital AM/FM Stereo with CD • Insulated Ice Chest • Premium Grade Foam-laminated 32 oz. Marine Vinyl • Fiberglass Cockpit Liner • Molded Fiberglass Cabin Liner • Lockable Doors • V-Berth Cushions • Freshwater Sink • Cabin Lights • Alcohol Stove • Porta-Potti • Bow Storage • High Capacity Bilge Blower • Automatic & Manual Bilge Pump • NMMA Certification • International Certification • 5 Year Owner Protection Plan • 3 Year MerCruiser Anti-Corrosion Warranty • Marine Guard™ or XL10™ Pressure Preserved Plywood • Fiberglass Stringer System • Brass Garboard Screw-in Drain Plug



For a full listing of Standard & Optional equipment see pages 22-27.

230sx22'8" (6.9m)



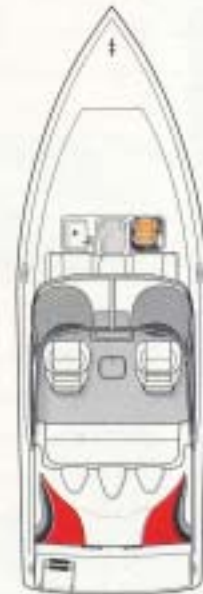
230sx

sportboat



Patented ZP Hull • Curved Safety Glass Windshield with S/S Braces • Adjustable Side Vent Windows • Color-Coordinated Sport Bimini Top (Sunbrella) w/See-Thru Filler • Translucent Deck Hatch • Integrated Swim Platform • Stainless 2-step Ladder • Stainless Hardware • Stainless Bow & Stern Eyes • Stainless Bow Lifting Ring • Racing-style Notched Transom • Custom Instrumentation • Compass • Power Trim & Tilt with Indicator • Power Steering • Tilt Steering • Lockable Storage • Custom Steering Wheel • Electric Horn • Engine Hour Meter • Cockpit Lighting • 12v Accessory Plug • 360° Anchor Light • High Power AM/FM Stereo / CD • Insulated Ice Chest • Premium Grade 32 oz. Marine Vinyl • Fiberglass Cockpit Liner • Molded Fiberglass Cabin Liner • Lockable Doors • V-Berth Cushions • Freshwater Sink • Cabin Lights • Alcohol Stove • Porta-Potti • Bow Storage • High Capacity Bilge Blower • Automatic & Manual Bilge Pump • NMMA Certification • International Certification • 5 Year Owner Protection Plan • 3 Year MerCruiser Anti-Corrosion Warranty • Marine Guard™ or XL10™ Pressure Preserved Plywood • Brass Garboard Screw-in Drain Plug

For a full listing of Standard & Optional equipment see pages 22-27.



230sx

Standard & Optional Equipment



Integrated Swim Platform with Thru-Bolted Transom Hardware and Recessed Cleats and Ladder



Molded Fiberglass Cabin Liner with Porta-Potti

Standard Equipment = S

		O/B	RALLY				OPEN BOWS				CRUISERS			SPORT	
OPTION ORDER NUMBER ▼		181	180	190	192	190	200	220	220	200	220	240	220	230	
		RS	RS/RX	RS/RX	RS/RX	LS/LX	LS/LX	DS	LX	CS/CX	CS/CX	CS	SX	SX	
CERTIFIED	U.S. Coast Guard Certification	-	S	S	S	S	S	S	S	S	S	S	S	S	
	National Marine Manufacturers (NMMA) Certification	-	S	S	S	S	S	S	S	S	S	S	S	S	
	IMCI International Certification	-	S	S	S	S	S	S	S	S	S	S	S	S	
	5 Year Owner Protection Plan	-	S	S	S	S	S	S	S	S	S	S	S	S	
	3 Yr. Anti-Corrosion Warranty (Merc.)	-	-	S	S	S	S	S	S	S	S	S	S	S	
	U.S. Hull Patent # 5,063,868	-	S	S	S	S	S	S	S	S	S	S	S	S	
	Curved Safety Glass Windshield	-	S	S	S	S	S	S	S	S	S	S	S	S	
	Adjustable Side Vent Windows	-	-	-	-	-	S	S	S	S	S	-	S	S	
	Windshield Wiper (Starboard)	25	-	-	-	-	-	-	-	-	-	154	-	-	
	Convertible Sun Top (White Vinyl)	-	S	S	S	S	-	-	-	-	-	-	-	-	
DECK	Convertible Sun Top (Sunbrella)	-	-	-	-	S	S	-	-	S	-	-	-	-	
	Bimini Top (Sunbrella) w / See Thru Filler	-	-	-	-	-	-	S	-	-	S	S	-	-	
	Sport Bimini Top (Sunbrella) w / See Thru Filler	-	-	-	-	-	-	-	S	-	-	-	S	S	
	Full Canvas Set w/ Storage Bag (White Vinyl)	4	458	459	475	352	-	-	-	-	-	-	-	-	
	Full Canvas Set w/ Storage Bag (Sunbrella)	4	-	-	-	-	560	560	840	620	388	592	-	425	425
	Camper Canvas (Side, Aft & Camper Top)	15	-	-	-	-	-	-	-	-	-	769	-	-	
	Side Curtains	16	112	112	115	115	123	123	218	128	123	144	189	128	128
	Aft Curtains (White Vinyl)	17	226	226	237	237	-	-	-	-	-	-	-	-	-
	Bow Cover (White Vinyl)	18	120	120	123	-	-	-	-	-	-	-	-	-	-
	Aft Curtains (Sunbrella)	17	-	-	-	-	265	265	594	297	265	449	580	297	297
	Bow Cover (Sunbrella)	18	-	-	-	-	172	172	328	195	-	-	-	-	-
	Fiberglass Bow Cover	85	423	423	458	-	458	458	-	-	-	-	-	-	-
	Walk-thru Flap (open-bow models)	14	43	43	54	-	54	54	92	-	-	-	-	-	-
	Cockpit Cover w/ Storage Bag (Sunbrella)	13	285	295	306	298	354	368	654	398	368	398	531	400	406
	Mooring Cover (10 oz. Cotton Duck) w/ Storage Bag	5	355	326	331	335	331	355	408	374	366	366	469	360	362
	Translucent Deck Hatch	-	-	-	-	S	-	-	-	-	S	S	S	S	S
	Hatch Screen Kit	10	-	-	-	54	-	-	-	-	54	54	54	54	54
	Integrated Swim Platform	-	S	S	S	S	S	S	S	S	S	S	S	S	S
	Stainless Steel Fuel Fill w/ Integrated Vent	-	S	S	S	S	S	S	S	S	S	S	S	S	S
	Stainless Steel Ladder	-	S	S	S	S	S	S	S	S	S	S	S	S	S
Stainless Welded Rails	-	S	S	S	S	S	S	S	S	S	S	S	-	-	
Stainless Steel Ski Tow Ring	-	-	S	S	S	S	S	S	S	S	S	S	S	S	
Stainless Steel International Bow Lights	-	S	S	S	S	S	S	S	S	S	S	S	S	S	
Stainless Steel Cleats - 6" (ea.)	-	(3)	(5)	(3)	(6)	(3)	(3)	(2)	(2)	(6)	-	(2)	(2)	(2)	
Stainless Steel Cleats - 8" (ea.)	-	-	-	-	-	-	-	(4)	(4)	-	(6)	(4)	(2)	(2)	
Stainless Steel Bow Lifting Ring	-	-	-	-	-	-	-	-	-	-	-	-	S	S	

Prices and Specifications are subject to change without notice.

CANVAS



Bimini Top with See-Thru Filler



Sport Bimini Top



Full Canvas (Option #4)

Includes: side curtains, aft curtains, top, and bow cover where applicable



Camper Canvas (Option #15)



Canvas Top



Canvas Bow Cover (Option #18)



Mooring Cover (Option #5)



Curved Safety Glass Walk-Thru Windshield



Stainless Steel Cleats



Lockable Storage



Translucent Aluminum Frame Deck Hatch



Stainless Steel Ski Tow Ring



Floor Storage



Stainless Steel Port Windows



Recessed Stainless Steel 2-Step Ladder



Stainless Bow Light

Standard & Optional Equipment



Adjustable Lounge Seats with Injection Molded Polypropylene Cores



Single Lever Control with Power Trim and Tilt



Custom Backlit Instrumentation with S/S Bezels

Standard Equipment = S

OPTION ORDER NUMBER ▼

	O/B	RALLY				OPEN BOWS				CRUISERS			SPORT	
	181	180	190	192	190	200	220	220	200	220	240	220	230	
	RS	RS/RX	RS/RX	RS/RX	LS/LX	LS/LX	DS	LX	CS/CX	CS/CX	CS	SX	SX	
360° Anchor Light	-	S	S	S	S	S	S	S	S	S	S	S	S	
Bow Anchor Storage	-	-	-	-	S	-	-	S	S	S	S	-	-	
Pressurized Water System w/ Transom Shower Washdown	-	-	-	-	-	-	S	-	-	-	S	-	-	
Stainless Steel Port Windows (ea.)	-	-	-	-	-	-	-	-	(2)	-	-	-	-	
Opening Cabin Windows with Screen (ea.)	-	-	-	-	-	-	-	-	-	(2)	(4)	-	-	
Two-Tone Hull - Half Stripe	51	272	272	289	289	-	306	357	322	311	326	403	322	353
Solid Color (Red Only) Deck and Hull (220SX & 23SX Only)	1	-	-	-	-	-	-	-	-	-	-	-	762	762
Stainless Bow & Stern Eyes	-	S	S	S	S	S	S	S	S	S	S	S	S	
Patented "z-plane" Hull	-	S	S	S	S	S	S	S	S	S	S	S	S	
Notched Transom	-	S	S	S	S	S	S	S	S	S	S	S	S	
Brass Garboard Screw-in drain plug	-	S	S	S	S	S	S	S	S	S	S	S	S	
Straight Thru-Hull Exhaust - Stainless Steel [®]	11	-	-	-	-	-	617	617	617	-	617	617	617	617
Straight Thru Hull Exhaust w/ Silencer - Stainless Steel [®]	12	-	-	-	-	-	806	806	806	-	806	806	806	806
Corsa Captains Call (Sm. Blocks 5.7/350) [®]	53	-	-	-	-	-	-	-	1685	-	-	-	1685	1685
Corsa Captains Call (Lg. Blocks 7.4/454/502) [®]	55	-	-	-	-	-	-	-	-	-	-	-	-	1685
Automatic Fire Extinguishing System	19	-	381	381	381	381	381	381	381	381	381	541	381	381
Power Steering	-	-	S	S	S	S	S	S	S	S	S	S	S	S
Custom Instrumentation	-	S	S	S	S	S	S	S	S	S	S	S	S	S
Engine Hour Meter	-	-	-	-	S	S	S	S	S	S	S	S	S	S
Woodgrain Package	-	S	S	S	S	S	S	S	S	S	S	S	-	-
Power Trim and Tilt with Indicator	-	-	S	S	S	S	S	S	S	S	S	S	S	S
Lockable Glove Box Storage	-	S	S	S	-	S	S	S	S	-	-	-	S	S
Custom Steering Wheel	-	S	S	S	S	S	S	S	S	S	S	S	S	S
Compass	49	103	103	103	103	103	S	S	103	103	S	S	S	S
Hummingbird Digital Depth Finder	48	289	289	289	289	289	289	289	289	289	S	289	289	
Horn (electric)	-	S	S	S	S	S	S	S	S	S	S	S	S	S
Cockpit Lighting	-	-	S	S	S	S	S	S	S	S	S	S	S	S
Mid-Power Stereo Radio, Cassette Player	21	S	S	S	S	-	-	-	-	-	-	-	-	-
Hi-Power Stereo Radio, Cassette Player (Upgrade)	22	197	197	197	197	S	S	-	S	S	S	-	-	-
Hi-Power Stereo Radio, CD Player (Upgrade)	23	450	450	450	450	254	254	S	254	254	254	S	S	S
12V Accessory Plug	-	-	S	S	S	S	S	S	S	S	S	S	S	S
Floor Storage	-	S	S	S	S	S	S	S	S	-	-	-	-	-
Tilt Steering	39	-	128	128	128	128	128	S	S	S	S	S	S	S
Insulated Ice Chest	-	S	S	S	-	S	S	S	S	S	S	S	S	S
Table with Floor Mount (Forward)	-	-	-	-	-	-	-	S	-	-	-	S	-	-
Table with Floor Mount (Aft)	-	-	-	-	-	-	-	S	-	-	-	-	-	-

Prices and Specifications are subject to change without notice.



Conveniently Mounted Drink Holders



Brass Garboard Screw-in Drain Plug



Digital Depth Finder
(Option #48)



Compass
(Option #49)



Fiberglass Bow Cover
(Option #85)



LX Interior - Twin Bucket Seats, Full-Width Lounge Seat, and Sundeck

STEREOS

All Models Have Pull-out Chassis and 60-watt Waterproof Dual-Cone Speakers



Digital AM/FM Stereo with Cassette



4x35 Watt Digital AM/FM Stereo with Cassette
(Option #22)



4x35 Watt Digital AM/FM Stereo with CD Player
(Option #23)



Bow Access Step



Padded Walk-Thru



Lockable Cabin Doors



Upholstered Motor Box Pad

Standard & Optional Equipment



Deluxe Woodgrain Package



Drop Down Bolster Seats
(Option #24)



Stainless Steel Thru-Hull Exhaust
(Option #11)



Stainless Steel Bow Lifting Ring

Standard Equipment = S

	OPTION ORDER NUMBER ▼	O/B	RALLY				OPEN BOWS				CRUISERS			SPORT	
		181 RS	180 RS/RX	190 RS/RX	192 RS/RX	190 LS/LX	200 LS/LX	220 DS	220 LX	200 CS/CX	220 CS/CX	240 CS	220 SX	230 SX	
Twin Lounge Seats ("S" Models Only)	9	130	130	130	130	130	130	-	-	130	130	-	-	-	
Twin Bucket Seats ("S" Models Only)	20	130	130	130	130	130	130	-	-	130	130	-	-	-	
High Low Jump Seats	-	-	-	-	-	S	S	-	-	S	S	-	-	-	
Drop down Bolster Seats (Exchange for Buckets)	24	-	-	-	-	-	-	-	1183	-	-	-	1183	1183	
Upholstered Motor Box Pad ("S" Models Only)	-	-	S	S	S	S	S	-	-	S	S	-	-	-	
Padded Walk Through Area	-	-	-	-	-	S	S	S	S	-	-	-	-	-	
Premium Grade Vinyl - 32 oz.	-	S	S	S	S	S	S	S	S	S	S	S	S	S	
All Weather Marine Carpet - 20 oz.	-	S	S	S	S	S	S	-	S	S	S	-	-	-	
Carpet (Drop In)	33	-	-	-	-	-	-	382	-	-	-	317	265	298	
Walk-thru Windshield with Bow Access Step	-	-	-	-	S	-	-	-	-	S	S	S	-	-	
Fiberglass Cockpit Liner	46	-	-	-	-	-	-	S	-	-	671 ^F	S	S	S	
Bow Storage	-	S	S	S	S	S	S	S	S	S	S	S	S	S	
Lockable Doors	-	-	-	-	S	-	-	S	-	S	S	S	S	S	
Molded Fiberglass Cabin Liner	-	-	-	-	S	-	-	-	-	S	S	S	S	S	
V-Berth Cushions	-	-	-	-	S	-	-	-	-	S	S	S	S	S	
Freshwater Sink	-	-	-	-	-	-	-	S	-	S	S	S	S	S	
Enclosed Pressurized Shower	-	-	-	-	-	-	-	-	-	-	-	S	-	-	
Cabin Lights	-	-	-	-	S	-	-	-	-	S	S	S	S	S	
Alcohol Stove	-	-	-	-	-	-	-	-	-	S	S	S	S	S	
Porta-Potti w/ Self Contained Holding Tank	-	-	-	-	S	-	-	S	-	S	S	S	S	S	
Marine Head System w/ Holding Tank	32	-	-	-	-	-	-	-	-	-	-	872	-	-	
Marine Head System w/ Tank/Macerator	35	-	-	-	-	-	-	-	-	-	-	1332	-	-	
110 Volt Electrical System ^A	45	-	-	-	-	-	-	-	-	-	-	2079	-	-	
220 Volt Electrical System (export) ^A	27	-	-	-	-	-	-	-	-	-	-	2497	-	-	
Hot Water System (Only with #45 or #27)	28	-	-	-	-	-	-	-	-	-	-	587	-	-	
High Capacity Bilge Blower	-	-	S	S	S	S	S	S	S	S	S	S	S	S	
Auto. & Man. Bilge Pump (500 gph)	-	S	S	S	S	S	S	S	S	S	S	S	S	S	
Battery On/Off Switch	36	-	90	90	90	90	90	90	90	90	90	90	90	90	
Transom Power Trim & Tilt Switch (Merc.)	37	-	91	91	91	91	91	91	91	91	91	91	91	91	
Battery Charger - 115 volt / 220 volt ^C	41	-	114	114	114	114	114	114	114	114	114	114	114	114	

(ea.) Indicates number of item on boat, not dollars.

^A Electrical System Includes: Shorepower Connector, Battery Charger, Refrigerator, Alcohol/ Electric Stove. (Shorepower cord is not included)

^B 6 cylinder motors only

^C Adapter required to convert to 220 V

^D Electronic Remote Switching

^F Not available in 220CX

Prices and Specifications are subject to change without notice.

Prices are in U.S. Dollars and do not include freight, taxes, import and export fees where applicable



HI-LO Jumpseats (LS Models Only)



Full Function Head with Sink, Pressurized Water System and Shower



Contoured Bow Seats



Under-Seat Storage



Alcohol Stove with Cutting Board



Two-Tone Hull - Half Stripe (Option #51)

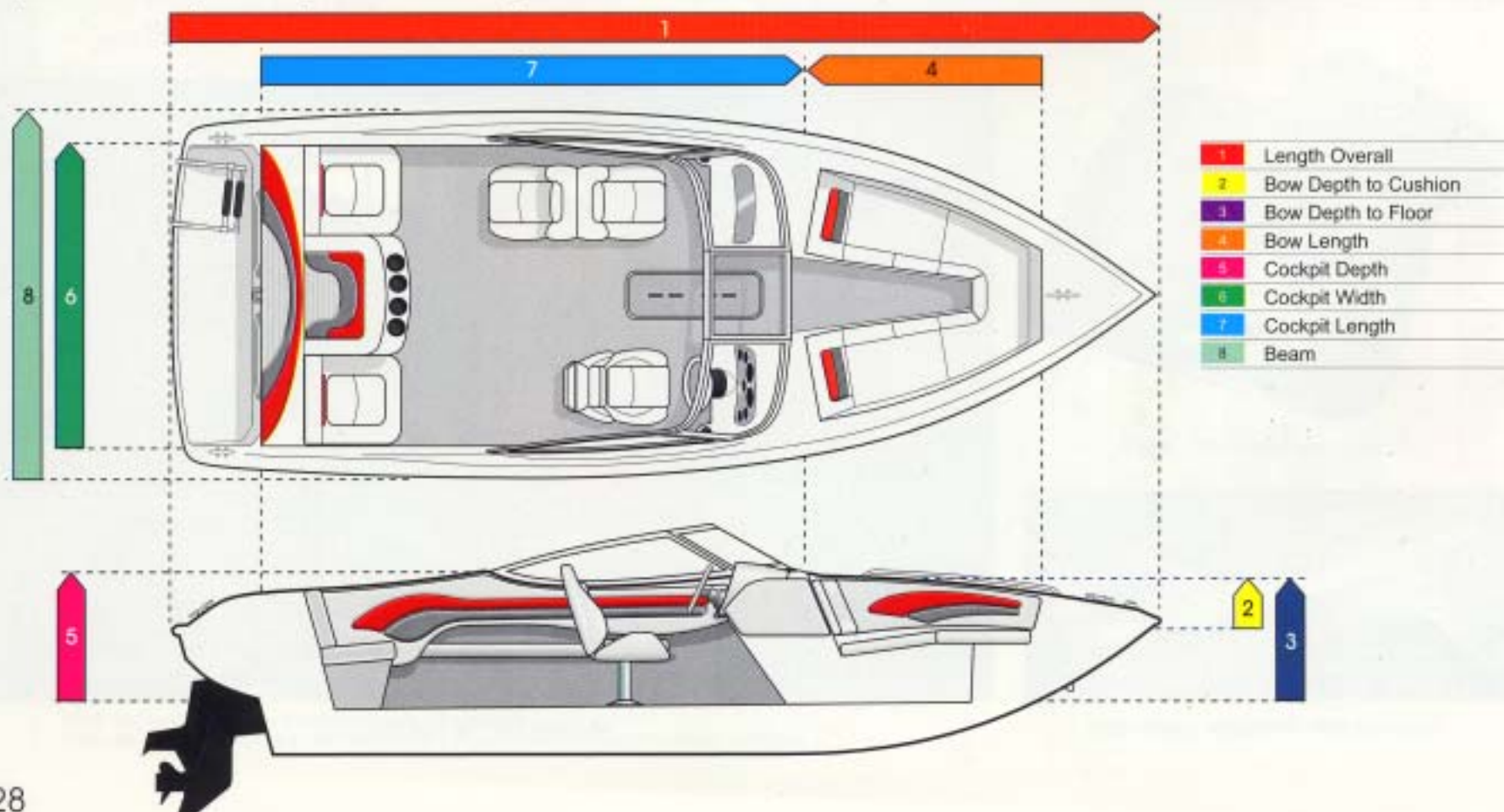


Aft Cabin with Full Size Bed

Model Specifications

MODEL		RALLY SERIES				OPEN BOWS				CRUISERS			SPORT	
		181 RS	180 RS/RX	190 RS/RX	192 RS	190 LS/LX	200 LS/LX	220 LX	220 DS	200 CS/CX	220 CS/CX	240 CS	220 SX	230 SX
1 Length Overall	feet	17'10"	18'0"	19'0"	19'0"	19'0"	20'3"	21'6"	22'3"	20'3"	21'6"	23'6"	21'6"	22'8"
	meters	5.5	5.5	5.8	5.8	5.8	6.0	6.5	6.7	6.0	6.5	7.1	6.5	6.9
8 Beam	inches	84"	85"	91"	91"	91"	92"	97"	99"	92"	97"	102"	97"	96"
	centimeters	213	216	229	229	229	233	246	249	233	246	259	246	244
Bridge Clearance	inches	41"	41"	49"	49"	49"	49"	53"	61"	51"	55"	66"	48"	52"
	centimeters	104	104	124	124	124	124	135	155	130	140	168	122	132
Weight (with base engine)	pound	1637	2074	2300	2420	2726	2659	3205	4169	2790	3532	5171	3344	3449
	kilograms	744	941	1043	1100	1239	1206	1454	1895	1266	1602	2346	1517	1568
Fuel Capacity	gallons	23	23	23	23	39	39	41	60	39	41	65	41	60
	liters	87	87	87	87	148	148	155	227	148	155	246	155	227
Water Capacity	gallons								17	3	3	18	3	3
	liters								64	11	11	68	11	11
Ice Box Capacity	quarts	36	36	36	36	36	36	46	36	46	46	48	46	46
	liters	34	34	34	34	34	34	43	34	43	43	45	43	43
Maximum Capacity	persons / pounds	8/1110	7/1070	8/1315	8/1315	8/1315	8/1545	10/1950	10/2300	8/1545	10/1850	10/2300	8/1950	8/1850
	persons / kilograms	8/503	7/485	8/596	8/596	8/596	8/701	10/884	10/1042	8/701	10/839	10/1042	8/884	8/839
Free Board	inches	24"	24"	23"	23"	23"	24"	27"	36"	24"	28"	45"	27"	24"
	centimeters	61	61	58	58	58	61	69	91	61	71	114	69	61
Molded Depth (Windshield Base to keel)	inches	42"	42"	44"	49"	44"	45"	52"	65"	48"	53"	77"	49"	50"
	centimeters	107	107	112	124	112	114	132	165	122	135	196	124	127
Maximum Depth (Includes Windshield)	inches	52"	52"	55"	60"	55"	56"	64"	76"	62"	69"	91"	61"	60"
	centimeters	132	132	140	152	140	142	162	193	157	175	231	155	152
Maximum Draft (Drive Down)	inches	29"	29"	31"	31"	31"	31"	33"	34"	31"	33"	34"	33"	36"
	centimeters	74	74	76	76	76	79	84	86	79	84	86	84	91
2 Bow Depth (Bow to Cushion Top)	inches	16"	16"	16"	25"	16"	16"	20"	14"	28"	27"	38"	23"	24"
	centimeters	33	41	40	64	40	40	51	36	71	69	97	58.5	61
3 Bow Depth (Maximum Depth)	inches	31"	31"	32"	41"	32"	32"	37"	33"	45"	48"	71"	46"	45"
	centimeters	79	79	81	104	81	81	94	84	114	122	180	117	114
4 Bow Length (Maximum Length)	inches	54"	54"	56"	60"	56"	58"	62"	73"	76"	81"	111"	85"	95"
	centimeters	137	137	142	152	142	147	157	185	193	205	282	216	241
5 Cockpit Depth (At helm)	inches	28"	28"	29"	34"	29"	29"	35"	35"	34"	40"	36"	34"	32"
	centimeters	71	71	74	86	74	74	89	89	86	101	91	86	81
6 Cockpit Width (Maximum Molded)	inches	69"	69"	73"	73"	73"	73"	77"	78"	73"	77"	78"	77"	78"
	centimeters	175	175	185	185	185	185	195	198	185	195	198	195	198
7 Cockpit Length (Maximum Molded)	inches	78"	102"	103"	114"	103"	110"	109"	120"	110"	115	114"	97"	93"
	centimeters	198	259	261	290	261	279	277	305	279	292	290	246	236
Sleeping Capacity										2+1	2+1	4	2	2
Transom Angle		15°	15°	15°	15°	15°	15°	15°	15°	15°	15°	15°	15°	15°
Deadrise Angle		19°	19°	19°	19°	19°	19°	19°	16°	19°	19°	21°	19°	20°
Maximum HP (outboards)		120												

Specifications are subject to change without notice or obligation.



Power & Performance Options

	MODEL	LOA	OPT. #	Engine †	Prop HP	Drive Type	Gear Ratio	Fuel System Type	Fuel Cap. (gal)	Engine Weight	Approx. Weight w/ Engine	MPH Light Load, SS	Std. Prop & Pitch	Opt. SS Prop Std. Pitch	Power Trim & Tilt	Power Steering
RALLY	181RS	17'10"	98	75 FORCE	75	OUTBOARD	1.64:1	CARB	21	227	1637	42	15	15	X	
		17'10"	97	120 FORCE	120	OUTBOARD	2.07:1	CARB	21	305	1728	48	21	21	X	
	180RS/RX	18'	101	3.0L	135	ALPHA	2.02:1	CARB	23	635	2074	50	21 ^I	21 ^{L,S}	X	X
	190RS/RX	19'	101	3.0L	135	ALPHA	2.02:1	CARB	23	635	2300	46	21 ^I	21 ^{L,S}	X	X
	192RS/RX	19'	101	3.0L	135	ALPHA	2.02:1	CARB	23	635	2420	45	19 ^H	19 ^{K,R}	X	X
OPEN BOWS	190LS/LX	19'	153	4.3L	190	ALPHA	1.81:1	CARB	37	840	2726	56	23 ^J	23 ^{M,T}	X	X
	200LS/LX	20'3"	153	4.3L	190	ALPHA	1.81:1	CARB	37	840	2659	55	23 ^J	23 ^{M,T}	X	X
		20'3"	156	4.3L EFI	210	ALPHA	1.81:1	EFI	37	857	2807	57	23 ^J	23 ^{M,T}	X	X
		20'3"	161	5.0L	220	ALPHA	1.62:1	CARB	37	938	2757	56	21 ^I	21 ^{L,S}	X	X
		20'3"	162	5.0L EFI	240	ALPHA	1.62:1	EFI	37	938	2757	58	21 ^I	21 ^{L,S}	X	X
	220/LX	21'5"	161	5.0L	220	ALPHA	1.62:1	CARB	43	938	3303	55	21 ^I	21 ^{L,S}	X	X
		21'5"	162	5.0L EFI	240	ALPHA	1.62:1	EFI	43	938	3303	56	21 ^I	21 ^{L,S}	X	X
		21'5"	128	5.7L*	250	ALPHA	1.47:1	CARB	43	938	3303	58	21 ^I	21 ^{L,S}	X	X
21'5"		129	5.7L EFI*	260	ALPHA	1.47:1	EFI	43	938	3304	59	21 ^I	21 ^{L,S}	X	X	
CRUISERS	200CS/CX	20'3"	153	4.3L	190	ALPHA	1.81:1	CARB	37	840	2790	54	21 ^I	21 ^{L,S}	X	X
		20'3"	156	4.3L EFI	210	ALPHA	1.81:1	EFI	37	857	2807	56	21 ^I	21 ^{L,S}	X	X
	220CS/CX	21'5"	153	4.3L	190	ALPHA	1.81:1	CARB	43	840	3532	50	21 ^I	21 ^{L,S}	X	X
		21'5"	161	5.0L	220	ALPHA	1.62:1	CARB	43	938	3630	53	21 ^I	21 ^{L,S}	X	X
		21'5"	162	5.0L EFI	240	ALPHA	1.62:1	EFI	43	938	3630	55	21 ^I	21 ^{L,S}	X	X
		21'5"	128	5.7L*	250	ALPHA	1.47:1	CARB	43	938	3630	57	21 ^I	21 ^{L,S}	X	X
		21'5"	129	5.7L EFI*	260	ALPHA	1.47:1	EFI	43	938	3631	58	21 ^I	21 ^{L,S}	X	X
		21'5"	128	5.7L*	250	ALPHA	1.47:1	CARB	43	938	3630	57	21 ^I	21 ^{L,S}	X	X
	240CS	23'6"	161	5.0L	220	ALPHA	1.62:1	CARB	65	938	5171	46	19 ^H	19 ^{K,R}	X	X
		23'6"	162	5.0L EFI	240	ALPHA	1.62:1	EFI	65	938	5171	47	19 ^H	19 ^{K,R}	X	X
		23'6"	128	5.7L*	250	ALPHA	1.47:1	CARB	65	938	5171	50	19 ^H	19 ^{K,R}	X	X
		23'6"	129	5.7L EFI*	260	ALPHA	1.47:1	EFI	65	938	5172	51	19 ^H	19 ^{K,R}	X	X
	220DS	22'3"	161	5.0L	220	ALPHA	1.62:1	CARB	57	938	4169	46	19 ^H	19 ^{K,R}	X	X
		22'3"	162	5.0L EFI	240	ALPHA	1.62:1	EFI	57	938	4169	48	19 ^H	19 ^{K,R}	X	X
		22'3"	128	5.7L*	250	ALPHA	1.47:1	CARB	57	938	4169	51	19 ^H	19 ^{K,R}	X	X
		22'3"	129	5.7L EFI*	260	ALPHA	1.47:1	EFI	57	938	4170	52	19 ^H	19 ^{K,R}	X	X
SPORT BOATS	220SX	21'5"	128	5.7L*	250	ALPHA	1.47:1	CARB	43	938	3344	59	21 ^I	21 ^{L,S}	X	X
		21'5"	129	5.7L EFI*	260	ALPHA	1.47:1	EFI	43	994	3400	61	21 ^I	21 ^{L,S}	X	X
		21'5"	163	350 MAG MPI	300	ALPHA	1.47:1	EFI	43	952	3358	63	23 ^M	23 ^T	X	X
	230SX	22'8"	163	350 MAG MPI	300	ALPHA	1.47:1	EFI	57	952	3449	62	23 ^M	23 ^T	X	X
		22'8"	164	7.4L MPI	310	BRAVO 1	1.50:1	EFI	57	1177	3913	63	23 ^O	N.A.	X	X
		22'8"	111	454 MAG MPI	385	BRAVO 1	1.50:1	EFI	57	1177	3913	70	23 ^O	N.A.	X	X
		22'8"	112	502 MAG MPI	415	BRAVO 1	1.50:1	EFI	57	1189	3925	73	25 ^P	N.A.	X	X

Other Power Packages are available. See your nearest Stingray Dealer.

* Available with Bravo III Drive

Specifications are subject to change at any time without notice or obligation. To avoid disappointment at the time of purchase please check with your Stingray Dealer for current information and specifications.

Performance data comes from factory testing, independent engine manufacturers testing or independent magazine testing. All boat speeds and propellers shown are to be used as guidelines only for general applications as boats and operating conditions will vary. The best propeller for specific boating needs can only be determined by performance testing by your dealer. Results on individual boats may vary depending on many factors, including driver, weather, altitude, load, condition of propeller, lower unit, and boat bottom. Matching of your boat and use conditions to the proper propeller by your dealer will make your boating experience more enjoyable and keep your engine running longer and stronger. Propellers used during testing are shown to be used as a guideline only and are not intended to be an absolute recommendation.

CAUTION: Never exceed engine manufacturers recommended RPM.

PROPELLER KEY (For use as a guideline only)

Pitch/Material	Part Number	Pitch/Material	Part Number
G 17" Aluminum	48-832628A45	N 21" SS Mirage	48-13702A41
H 19" Aluminum	48-78120A40	O 23" SS Mirage	48-13704A41
I 21" Aluminum	48-78122A40	P 25" SS Mirage	48-13706A41
J 23" Aluminum	48-78124A40		
K 19" SS Laser II	48-16544A40	R 19" High Five	48-815758A40
L 21" SS Laser II	48-16546A41	S 21" High Five	48-815760A40
M 23" SS Laser II	48-16548A41	T 23" High Five	48-815762A40

For boats operated primarily for waterskiing, under heavy loads, or at high altitudes, a lower pitch prop should be considered. See your dealer for more information.



ry series openbows cruisers deckbeat sportboats rally

Your Stingray Dealer

*WARRANTY INFORMATION

All Stingray warranties are limited warranties within the meaning of title 1 of the Federal Trade Commission Improvement Act. A full statement of coverage, terms and conditions applying to the Stingray warranty has been furnished to all Stingray Dealers. In addition, information is supplied with each new Stingray Boat.

Please read carefully the terms and conditions provided in Stingray's Express Limited Warranty accompanying the sale of your boat. The actual length of warranty coverage for your boat may vary depending on the date of original manufacture and the date of sale of your boat.

This brochure shows only a partial list of standard equipment and some boats are shown with optional accessories. To avoid disappointment, please check with your Stingray dealer for current information and specifications at time of purchase. Any variations in colors shown are due to reproduction variations in the printing process. Styling, design, equipment, prices, colors, and construction are subject to change without notice or obligation.

 **STINGRAY**[®]
P O W E R B O A T S

625 Railroad Avenue, Post Office Box 669, Hartsville, South Carolina 29551

Phone: (803)383-4507

Internet Web Page: <http://www.stingraypb.com/>