

STINGRAY



Stingray's web site has become the talk of industry circles. That's because we have perhaps the most comprehensive web site in the industry. Beyond a few pictures and specifications, the Stingray web site will immerse you in an interactive experience that will enable you to find most everything you need before you even step foot into a dealer showroom. From the privacy of your home, you can:

Visit Your Dealer's Showroom Anytime

Using your zip code, locate your nearest Stingray dealer and view their complete inventory to see if the boat you want is in stock at their dealership. From an inventory listing, you can view boats in inventory and on order. Once you select a boat, the MSRP Window Sticker will be displayed, allowing you to calculate a monthly payment and request a quote from the dealer.

Obtain Pricing Online

If your local Stingray dealer does not have the boat that you are looking for, build your own using our online Build Boat with Pricing feature. Just enter your zip code, select a dealer, choose the model you're interested in, and pick an engine and any desired options. We will calculate the manufacturer's suggested retail price and display a window sticker. From there, you can use our payment calculator to estimate a monthly payment and request a quote from the dealer you selected.



Get Help Choosing a Model

If you need a little help deciding which model is best for you, we have several features to assist you in your decision.

Articles and Reviews

Our virtual library of third party articles and reviews is packed full of boat tests and reviews that cover almost an entire decade!

Performance Comparisons

For a head-to-head comparison against another boat that you may be considering, our Performance Comparisons compile the results from thousands of independent test reports into a single database. Here you can select from almost any boat

manufacturer to see how they compare to Stingray when it comes to speed and fuel economy. Performance Bulletins, boat and engine tests from engine manufacturers, are available for viewing and downloading.

Owner Stories

To hear what other Stingray owners have to say about their boats, visit Stingray Stories and read our owner testimonials.



"After researching and comparing many entry-level boats, we determined that only Stingray's 180 met our criteria. After visiting the Stingray web site and seeing the level of support and attention to detail, we were sold on the Stingray line."

Bob, Robbie, & Linda Shoemaker
Canton, GA

MyStingray.COM

Stingray boat owners are in a class of their own when it comes to Internet technology. That's because every Stingray owner has their very own customizable web page where they can access information about their boat, communicate with other Stingray owners, and even update their online photo album at any time, day or night!

MyStingray.com is designed to provide you with personalized information about your boat, updates of the latest developments at Stingray, and a communication portal where you can contact Stingray and meet other owners.

Access requires a username and password. The first time you visit, you will be asked to complete a simple form that includes entering your name, address, boat serial number, and a password. Once signed up, you will have access to:

My Boat Photos

Share your favorite boating memories with your family and friends. It's easy! Within minutes, you can create a personalized My Stingray photo album with your favorite boating pictures and stories. And, you will have your own web address to share with others!

Stingray Owner Forum

Have a question about your Stingray boat? Looking to find other Stingray owners in your area? Whether you have a question, want to talk about boating, would like to plan a Stingray get-together, or just want to read what others are saying, the Stingray owner forum is the place to be.

The screenshot shows the MyStingray.com website. At the top, it says "MyStingray.com" with a logo and "Welcome, John Smith". Below this is a navigation bar with links: "My Stingray", "Owner Forum", "Stingray Auction", "My Dealer", and "StingrayBoats.com". The main content area is divided into three columns. The left column, titled "My Stingray", lists various features: "My Boat Photos", "Specifications", "Parts & Service", "Warranty Info", "Maintenance & Care", "Owner's Manual", "FAQ", "Performance Calculator", "Boating Information", "Owner Directory", "Contest/Auction Winners", and "Update Information". The middle column, titled "Login For a Unique Boating Experience", describes the benefits of being a registered owner, such as accessing a personal web page, obtaining information about their boat, and participating in online auctions. The right column, titled "240ls", features a photo of a Stingray 240LS boat and a caption: "This is our Stingray 240LS. Look for us out on the lake. We will be entertaining our friends!"

"I spent over two months researching and investigating Stingray and many other brands before I rewarded myself with a Stingray 240CR. It is a 24-foot boat that RIPS the water and is very affordable, especially compared to the others."

Louie Marino
Jacksonville, FL

Stingray Parts

As a member of My Stingray, you will have access to a parts list specific to your boat where you can complete an online order form, print it, and fax it to your local Stingray dealer. Your parts list, containing a description and picture (most parts), is based on features that were included at the time of manufacture. A separate portion of the list details optional features that are available for ordering.

Frequently Asked Questions

If you have a technical question that you don't wish to post to the public forum, you can submit a question using our online submission form. Questions are answered by our technical staff and posted on your FAQ page for you to read at your leisure.

Online Auction

The Stingray Online Auction is available for buying and selling Stingray parts. The auction site is limited to those affiliated with Stingray and owners of Stingray boats. Owners, dealers, and Stingray may offer items for auction.

Manuals and Technical Documents

A library of Stingray manuals, third party vendor manuals, wiring diagrams and other documents are available for viewing.

Performance Calculator


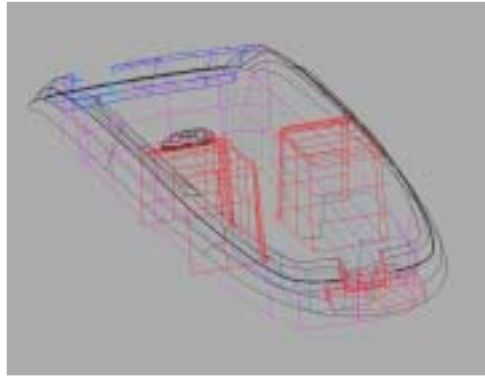
Input weight, horsepower, temperature, propeller type, and altitude to calculate the expected performance of your Stingray boat under many varying conditions.

ADVANCED TECHNOLOGY

For the past two decades, Stingray has pioneered many of the advances of technology in the boat building industry. Equipment and tools that were not available just a few years ago are now the mainstays that enable Stingray to achieve unparalleled precision and efficiency.

Computer Aided Design and Manufacturing

Every Stingray begins as a 3-dimensional computer model. We “build” the boat on-screen and carefully scrutinize each component for size and fit making all the necessary adjustments before we ever commit the design to fiberglass. We even use a virtual human to check for legroom and headroom and to be sure all of the controls are located comfortably within reach. The information from this 3-D model is then sent to the next step in the process: 3-D milling.



Multi-Axis 3-D Milling Machine

With information available from the 3-D computer model, the milling machines can produce a full size model in a matter of hours - a task that would take weeks to complete otherwise. With unequalled precision, the running surface of the hull is cut to the exact specifications. Our master craftsmen then provide the mirror finish that is a hallmark of Stingray quality.

“It has been obvious from the moment I purchased my 200CS that the quality of Stingray boats is much higher than comparably priced boats. Having compared several manufacturers, my decision was simple. Stingray beats them all, hands down.”

Gale Bickle
Manteca, CA



Robotic Lamination Facility

Visitors to our plant are always impressed by its cleanliness and unique manufacturing systems. In our lamination building, a custom designed overhead tram system was specially developed just for Stingray. Parts under construction are moved about the plant under computer control. This system keeps track of our in-process fiberglass parts while optimizing mold usage and improving productivity. Process automation also increases worker safety, helps maximize efficiency, and improves quality.

Water Jet Cutting Machines

Many parts on a Stingray are cut out using one of our high-pressure water jet machines. A stream of water no thicker than a human hair

slices quickly and neatly through a variety of materials much easier than could be done by hand. Materials such as carpet, foam, vinyl, canvas, rubber, and fiberglass are quickly transformed into precision quality parts.

CNC Routers

Computerized numeric controlled routers are used to cut various sheet goods into high quality parts. The computer allows us to “nest” a group of parts efficiently to minimize waste. Because the process is computer controlled, each part is dimensionally identical from one run to the next, and can be finished much faster and inexpensively than those produced by hand.

STINGRAY AND THE ENVIRONMENT

Being a leader in technology is more than just a philosophy - it's a commitment designed to help ensure the preservation of our natural resources for generations to come. Here are a few things we're doing to help protect our ecosystem.

Fuel Efficiency

The performance and efficiency of our patented Z-plane hull, documented by third party reports, is unmatched. Better fuel efficiency translates in to less fuel consumption but more importantly, less carbon dioxide emissions.

Reduction and Recycling of Material Waste

Stingray has a recycling program for virtually every waste material including, but not limited to, cardboard, composites, aluminum, pallets, and metal drums. In cardboard alone, Stingray recycles over 163,000 pounds per year.



Committed

We want Stingray owners not only to have fun on the water, but also to know that they are helping to protect the environment at the same time.

Use of Low VOC Gelcoats and Resins

Stingray is the first boat manufacturer to convert to the use of low styrene laminating resins and gelcoats. The combination of these low VOC materials coupled with the latest in low pressure, high temperature spray equipment has reduced Stingray's VOC stack emissions by over 55%.

Environmental Fuel Surge Protectors

Every Stingray boat is equipped with a fuel surge protector, for venting the system through the fuel fill cap. This helps avoid refueling spills normally associated with external fuel vents. This system helps protect our lakes and streams.



"With six beautiful lakes within 60 miles of home, we can't wait for the weekend. And with our 200CS cuddy, we don't have to go home until the weekend is over."

Erol and Serena Triplett
Monteagle, TN

WHY BUY STINGRAY?

Based in Hartsville, South Carolina, Stingray is one of the most advanced boat building operations in the marine industry. Stingray has over 225,000 square feet of manufacturing facilities, located on 46 acres.

Independently Owned

Stingray is a privately held, family-owned business, representing one of the longest continual ownerships in the marine industry today! Stingray has been building quality runabouts since 1979 based on some very basic principles: innovation, craftsmanship and integrity. Because of our "independent" status, Stingray can react to changing market conditions in a much shorter cycle time than the larger corporate entities. This often leads to early recognition of shifts in consumer trends or demographics and, thus designing products to meet those needs in a more proactive way.

A Founding Member of ABA

As one of the founding members of the American Boatbuilders Association (ABAbboats.com), Stingray is in excellent company with the likes of Chaparral, Cobalt, Correct Craft, Ebbtide, Formula, Grady-White, Monterey, Pursuit, Regal, Rinker, S2 Yachts, and Triton. This is another assurance that you are receiving the highest quality of material available to the marine industry. ABA members pool their expertise and resources to purchase only the best products and services available.



Environmentally Responsible

Stingray uses 4-cycle engines for power, which can be four to ten times cleaner than 2-cycle outboards, not to mention being more fuel-efficient. Better fuel efficiency translates into less fuel consumption but more importantly, less carbon monoxide emission into the air.



"Since getting our boat, my family and I have never spent better quality time together. We have always dreamed about exploring the nearby lagoon in our own boat. Thanks to Stingray we are now able to live out that dream in what I believe to be the best boat around."

Bob Valko
Sebastian, FL

NMMA Certified

As a member of the National Marine Manufacturers Association, you can be assured that your Stingray meets or exceeds well respected industry standards.




Financially Solid

Stingray represents one of the most solid companies in the industry. With Dun and Bradstreet's highest credit rating, Stingray dealers and customers can depend on a strong partner to provide product innovation and customer support for years to come. We are proud of our debt-free status - a claim that few builders can make!

Patented

Z-Plane Hull

Stingray's patented Z-Plane hull is up to 30% more efficient than other boat hulls. Our boats run faster, corner better and get remarkably good gas mileage. That means you can enjoy your boat more for less operating cost.



Protection Plan

Stingray backs every model it builds with a five year transferable protection plan. Also included is a limited three year osmotic hull blister warranty. See your dealer for details or visit stingrayboats.com/warranty for the most up-to-date information.



180_{LS/LX}

The 180 is proof that great things can come in small packages. Although it is our smallest offering, the 180 is not short on performance and quality features. This little pocket rocket rides on our performance z-plane hull and sports a notched transom for that little extra top end oomph.

Lightweight and easy to trailer, the 180 will be happy behind practically any tow vehicle. And its on-the-water fuel economy is second to none. You won't find a boat in this price and size range with as many quality features. Like all Stingray models, the compact 180 comes with extras like an engine hour meter, gray-wood dash, remote oil changing system and your very own MyStingray.com personal web site, where you can show off your new boat to all your friends.



180LX



180LS



LOA: 18'0" Beam: 85" Weight (w/ 3.0L 135hp): 2115 lbs. Fuel Capacity: 21 gal.

Visit StingrayBoats.com for photo gallery, performance data, and specifications.

190LS/LX

It's not stealing when you pay the price. But most people consider the 190L a steal anyway. We prefer to call it one of the best values you'll ever find. In addition to being very affordable, the 190L comes with a long list of quality standard features and conveniences. A bow step makes boarding from the front safe and easy; but lift the step and you can pull out your favorite beverage from the integrated cooler. In-floor ski storage, courtesy lights, a high power audio system and backlit gauges amid a rich graywood dash are part of the package.

You even have a choice of seating. The LS model comes with an adjustable bucket seat, an adjustable lounge seat, and twin jump seats that convert to a sundeck. Or you can swap the adjustable lounge seat for a bucket seat option. The LX sports twin buckets, a full-width aft bench and a large sundeck. Either way, the 190L is a steal of a deal.



190LX



190LS



LOA: 19'0" Beam: 91" Weight (w/ 4.3L 190hp): 2527 lbs. Fuel Capacity: 21(3.0L)/38 gal.

Visit StingrayBoats.com for photo gallery, performance data, and specifications.

190cs/cx

Weather is fickle. That's one reason we make the 190C, which is our smallest cuddy cabin. If the sun is out you can soak up the warm rays on the aft sundeck or in the reclining lounge seat. But if it's chilly or raining, you can seek shelter in the comfy cuddy cabin. A sport bimini top with long-lasting Sunbrella fabric is also standard. The 190C's cuddy also provides overnight capability with its padded V-berth and portable toilet. The expansive bi-fold entry doors and large overhead hatch create an open feel to the cabin interior. But lock it up and you have privacy and security.

Swing out the space-saving foredeck access step, open the walk-through windshield and you can easily get to the anchor locker. The graywood dash houses a drink holder, stereo, 12-volt receptacle and a host of backlit instruments. The 190C lets you enjoy the outdoors, whatever mood it's in.



190CX



190CS

LOA: 19'0" Beam: 9'1" Weight (w/ 4.3L 190hp): 2622 lbs. Fuel Capacity: 21(3.0L)/38 gal.

Visit StingrayBoats.com for photo gallery, performance data, and specifications.



190FX

The toughest decision you'll face regarding the 190FX is whether to hang out the "Gone Fish'n" sign, or the "Gone Ski'n" sign, because this boat lets you do both equally well.

In ski mode, the 190FX works great for skiing, boarding and tubing—or just cruising. Adjust the boat's sterndrive to form small wakes for slalom skiing, or monster wakes for high-air boarding maneuvers. Dedicated ski storage, integrated ski tow ring and a recessed boarding ladder, make the 190FX perfect for the skier. Fill the built-in cooler and crank up the high power audio system and you're ready to hit it.

When it's time to fish, simply remove the bow cushions and sunpad and slip the fishing seats into their integrated sockets and start casting. Fishing amenities include an aerated livewell, built-in tackle drawers and rigging for the addition of a trolling motor.

After a day on the water with the 190FX, we think you'll want a sign that reads "Gone Fish'n and Ski'n."



**Skiing
Layout**



**Fishing
Layout**



LOA: 19'0" Beam: 91" Weight (w/ 4.3L 190hp): 2608 lbs. Fuel Capacity: 21(3.0L)/38 gal.

Visit StingrayBoats.com for photo gallery, performance data, and specifications.

200LS/LX

Not too big and not too little. The midsize 200L is a perfect fit for many boaters—and their pocketbooks. The open bow caters to passenger comfort with its reclined back-rests and easy-to-reach insulated cooler. The cockpit is very accommodating too, offering a choice of LX or LS seating configurations to fit your preferences. A ventilated, in-floor ski/wakeboard locker and a wide assortment of compartments keep accessories out of the way, yet close at hand.

Extras you'll find on the 200L include a high power CD player, tilt steering, 36-quart built-in insulated cooler, anchor locker, Sunbrella sport bimini top and hull graphics package.

Once a Stingray owner, log on to our Owners Only site at MyStingray.com where you can find information about your boat, view a parts list, join a community of other Stingray owners where you can make new friends and ask questions, and much more!



200LX



200LS

LOA: 20'3" Beam: 92" Weight (w/ 5.0L 260hp): 2720 lbs. Fuel Capacity: 38 gal.

Visit StingrayBoats.com for photo gallery, performance data, and specifications.

200cs/cx

Taxes—considered by many to be a four-letter word with five letters—is given an upbeat connotation when used in conjunction with the 200C. That's because the 200C—with its porta-potti, single burner butane stove and molded in freshwater sink—has the equipment to qualify for second-home tax deductions.

There are other freedoms associated with the 200C. Like the freedom to extend your boating experience through the night and into the next day; of not having to stay close to a land-based restroom; of preparing and eating meals onboard. Then there's the freedom of choice: what kind of seating arrangement do you want in the cockpit? Or what about the freedom to listen to your favorite music, thanks to the standard CD player. Or the freedom to bring your favorite beverage and someone else's, due to the voluminous 46-quart built-in cooler.

You might say the 200C is liberating. You can even throw your own tea party.



200CX



200CS

LOA: 20'3" Beam: 92" Weight (w/ 4.3L 220hp): 2827 lbs. Fuel Capacity: 38 gal.

Visit StingrayBoats.com for photo gallery, performance data, and specifications.



200MS

How do you spell versatile? We spell it 200MS. This is without doubt, one of the best multi-purpose boats to ever cut a wake.

Although fishing and wakeboarding are divergent hobbies, they meld beautifully with the 200MS. Anglers will love the horizontal rod storage, upright rod holders, forward casting platform with integrated fish box, built-in tackle drawers, 14-gallon aerated livewell with adjacent fish boxes, transom rigging station and walk-around center console.

Wakeboard enthusiasts will appreciate the 200MS's unique engine configuration that places the engine amidships to provide better planing at slow speeds and tournament skiboat-like tracking. A jackshaft allows use of a conventional outdrive, which can be trimmed to fine tune the boat's wake to skier preference without having to use some form of ballast. A T-top is optional.

Anglers and boarders alike will value the 200MS's plentiful storage, 100-quart insulated cooler and the outstanding performance and maneuverability that only Stingray's patented z-plane hull can deliver.



"I have never seen a boat so nicely decked out; my dealer has put together a fine fishing machine with my 200MS. This boat gets so many looks of awe it is not even funny. Its performance and rigging are absolutely amazing. When it was completed, even a Pro Fisherman was envious of my craft."

Chuck VanDeBemt, Garden City, MI



LOA: 20'3" Beam: 95" Weight (w/ 4.3L 220hp): 3052 lbs. Fuel Capacity: 50 gal.

Visit StingrayBoats.com for photo gallery, performance data, and specifications.

220LX

Everyone wants to be popular. The 220LX practically guarantees it. Trust us. Pull the 220LX into your driveway or boat slip and you'll have more friends than last month's lottery winner—especially if you showcase it on your personal web page, which is a perk all Stingray buyers get. The beauty is you have enough room to take plenty of your new friends with you if you want to. Max capacity is eight persons.

This sleek open bow has the performance of a sportboat, enough storage capacity to satisfy a pack rat, such striking good looks that it will make the meek vain, a price to satisfy the most practical and a resale value any broker will drool over.

A host of standard features make the 220LX all the more popular. For instance, it comes with a sport bimini top and see-through windshield connection, magnetic compass, sport buckets with flip-up fronts and CD player.



"The 220LX is an excellent value in a family sport boat. It has all the room for family and friends while the Z-plane hull gives it the efficiency and speed to hold with any similarly powered performance boat out there."

Jim Kleinwort, St. Ansgar, IA



LOA: 21'6" Beam: 97" Weight (w/ 5.0L 260hp): 3004 lbs. Fuel Capacity: 39 gal.

Visit StingrayBoats.com for photo gallery, performance data, and specifications.

220cs

Big cuddy cabin or small cruiser? We'll let you decide. Regardless, the 220CS has what it takes to provide a great day on the water, followed by a restful night. The cabin has a plush V-berth and dual seats that can be transformed to make the berth even larger. Twin screened portholes complement the large overhead hatch to provide natural light and ventilation, while the bi-fold doors with their smoked Lexan inserts provide outstanding access. Cleverly concealed, yet readily accessible, are a molded-in sink, butane stove and portable toilet. This added equipment can qualify the 220CS for second home tax status.

The 220CS's large integrated swim platform, with its three-step stainless steel ladder and convenient grab handles, makes it easy to participate in a variety of water-sports. The boat's extra deep interior protects its occupants from wind and spray and provides plenty of room for passengers to move about freely.



"Our first boat was a 1987 19' Stingray. After two years of fun, we purchased a 220CS. We just started our third season. The boat still looks and operates like new."

Ed and Debbie Snyder, Colonial Heights, VA



LOA: 21'6" Beam: 97" Weight (w/ 5.0L 260hp): 3143 lbs. Fuel Capacity: 39 gal.

Visit StingrayBoats.com for photo gallery, performance data, and specifications.




220sx

Feel the need for speed? Stingray's SX series is your ticket to the high performance highway. The 220SX has a sleek profile and nimble performance. Riding on Stingray's unique z-plane hull with its notched transom, this beauty literally glides over the water at full throttle and is capable of carving figure eights better than a chef does prime rib.

The 220SX does more than deliver outstanding performance, however. Beneath its racy deck lies a cabin with all the comforts of home. Fact is, it can qualify for second-home tax benefits. Standards include a porta-potti, sink, butane stove and twin cabin seats that convert into V-berth extensions in seconds.

The cockpit is equally nice with adjustable bucket seats equipped with handy flip-up cushions, a contoured aft bench and sunpad, built-in ice chest and high power CD player. An ergonomic dash houses a compass and a full array of gauges—the favorite of which will undoubtedly be the speedo. Go baby, go!



"I shopped all the popular brands. My 220SX has it all. Good looks and go-fast performance at a family boat price. An added bonus was the Stingray web site with an owner forum. Now I'm part of a family!"

Chris Pirozzi, Orlando, FL

LOA: 21'6" Beam: 97" Weight (w/ 5.0L 260hp): 3320 lbs. Fuel Capacity: 39 gal.

Visit StingrayBoats.com for photo gallery, performance data, and specifications.



220_{DR}

Our all-new 220DR deck boat is like a pontoon boat on steroids. It offers the room and utility benefits common on wide-body pontoon boats, but it rides on our patented z-plane hull and comes with enough muscle to give it all-star performance.

Fore and aft boarding ladders are ideal for retrieving skiers and swimmers and make beach landings a breeze, while bow and transom shower/washdowns facilitate easy cleanup. Multiple coolers, abundant seating, sunbathing filler cushions fore and aft, unbelievable storage space including a massive transom trunk and dedicated bow anchor locker, two table mounts (fore and aft), CD player and recessed docking lights combine to make the 220DR a deck boat of celebrity status. It even comes with a built-in sink, an enclosed head compartment with a screened porthole and enough drink holders to keep an octopus happy. Good looks, a great build and unparalleled performance make the 220DR a champion in any lake.



"We use our 220 deck boat in the Gulf of Mexico and Intercoastal Waterways in Florida and are amazed with the admiring looks and comments we get! For quality and price, there's nothing on the water like it!"

Jeff P., Largo, FL

LOA: 22'3" Beam: 99" Weight (w/ 5.0L 260hp): 3811 lbs. Fuel Capacity: 62 gal.

Visit StingrayBoats.com for photo gallery, performance data, and specifications.



230LX

The 230LX is a bowrider with attitude. First, its blend of power and hull design guarantees sportboat-like performance. Second, it takes open bow seating to a new level of luxurious comfort with ergonomically inclined lounges and canted backrests that naturally beckon passengers to relax and enjoy the ride. Adding to the appeal are soft coaming pads with recessed stereo speakers and drink holders. Once you settle in you may not want to leave, so we even incorporated an ice chest beneath the forward entry step for added convenience.

The 230LX is also a looker. Contributing to its sleek appearance, the bow rails are mounted inside, the forward cleat is recessed, and the deck contour rises to absorb the rakish windshield so it looks integral rather than added on.

Rounding out the 230LX's appeal are a host of standard features that include a compass, CD player, rich graywood inserts and sport buckets with flip-up front cushions, to name a few.



"This weekend we took our first trip out of protected water. On our return, after a great overnight, the wind was over 20 knots with following seas and whitecaps. I was impressed with the boat's handling and relative comfort, considering the circumstances. Pretty impressive for a boat designed for speed."

Jay & Joan Davis, Virginia Beach, VA



LOA: 22'8" Beam: 96" Weight (w/ 5.7L 300hp): 3224 lbs. Fuel Capacity: 57 gal.

Visit StingrayBoats.com for photo gallery, performance data, and specifications.



230sx

Ouch! This is one hot sportboat! The 230SX is Stingray's leanest and meanest, with take-me-serious power options guaranteed to satisfy any throttle jockey's quest for an adrenaline rush. Although well-mannered thanks to Stingray's proven z-plane hull, once you light the wick you'd better be pointed in the right direction.

Proof that performance doesn't have to be at the expense of comfort, the 230SX has a cabin that rivals that of a small cruiser. Its plush interior features adjustable lighting and a screened deck hatch, plus a concealed galley and head that is a marvel of computer design and manufacturing. At first glance the cabin consists of a comfortable V-berth and facing seats. But lift the sectionalized berth and it reveals a portable toilet, freshwater sink and removable butane stove.

It's amazing how a boat this hot can make its occupants look so cool.

Sportboats just don't get any better than this. The 230SX. Feel the sting!



"When the time came to trade in our 220LX we looked at the competitors again and came back to Stingray for a performance boat of unequal value. Our 230SX outperforms the competition without fail."

Jay & Lisa McCool, LaPorte City, IA

LOA: 22'8" Beam: 96" Weight (w/ 6.2L 320hp): 3557 lbs. Fuel Capacity: 57 gal.

Visit StingrayBoats.com for photo gallery, performance data, and specifications.



240LR

Here's a formula for you Einstein's out there. Big water + big bowrider X fun¹⁰ = 240LR. Yep, our biggest bowrider is made to handle big water with ease, thanks to its higher than average freeboard and extra deep interior. And it incorporates so many cool features that it raises the fun factor to exponential levels. Things like a built-in refreshment center with a freshwater sink and dedicated storage for a removable 25-quart cooler. Opposite it is a built-in cooler for extra goodies. It even comes with an enclosed head.

The 240LR is a big bowrider with overnight sleeping accommodations. Two can snooze comfortably on the aft U-shaped lounges when the filler cushions are in place. Another special feature is the unique cockpit to swim platform access. Rather than waste space on a transom door and companionway, simply remove the center bench cushion and follow the series of integrated steps.

Now how about that $E=MC^2$ thing.



"My 240L proved to be just the right boat. My wife and I go cruising whenever we want. When the family comes along, we open the front cover and all five have plenty of room. Everyone said we'd upgrade after the first year, but with all of the performance, comfort and features we couldn't be more satisfied!"

Stephen Conroy, North Providence, RI



LOA: 23'6" Beam: 102" Weight (w/ 5.0L 260hp): 3993 lbs. Fuel Capacity: 68 gal.

Visit StingrayBoats.com for photo gallery, performance data, and specifications.



240CR

Have an itch for adventure? Why not let the 240CR scratch it. This trailerable cuddy cruiser can take you to new horizons in style.

The 240CR's spacious cockpit with its plush U-shaped seating and twin sport buckets provide a perfect environment for cruising and socializing. Toss in the filler cushions and soak up some rays, or set up the cockpit table for games and snacks prepared at the entertainment center. And if you discover that perfect beach, take the party ashore with the portable 25-quart cooler and removable butane stove.

When you've ventured as far as you want, call it a day and grab some sweet repose in the well-equipped cabin, which sleeps two. The rear cockpit lounge can accommodate two more, giving the 240CR 2+2 sleeping capacity. Other features include a portable toilet, screened cabin portholes, transom shower, CD player with remote and a compass to guide you home. Columbus should have had it this good.



"The 240CR is our second Stingray. We love how much room is in the cabin and cockpit, and the performance is fantastic!"

Chris and Terena Slater, Henderson, NV

LOA: 23'6" Beam: 102" Weight (w/ 5.0L 260hp): 4037 lbs. Fuel Capacity: 68 gal.

Visit StingrayBoats.com for photo gallery, performance data, and specifications.



240cs

Do you hate for your day of boating to end? Then don't let it! The 240CS is your hotel afloat. Its luxurious cabin is designed to pamper you with plush overnight accommodations. There are two berths—one in the main cabin and another in the separate mid-cabin. The forward berth converts into a dinette to serve meals prepared at the galley, which consists of a stainless sink, ice-box, alcohol stove and stylish cabinetry. You also have the luxury of an enclosed head with a handheld shower and sink. For natural light and ventilation there are four screened portholes, a mid-cabin window and a large deck hatch.

In the cockpit you're greeted with a wide back-to-back recliner at the helm, an aft-facing lounge to port, and a wide bench aft—all of which can be enclosed with an optional camper canvas package.

Whoever said 'all good things have to come to an end,' obviously didn't own a Stingray 240CS.



"I checked out many boats prior to purchasing my 240CS. I can proudly say that no other manufacturer offers this size boat with the same performance at a comparable price. And, the Stingray owner forum is priceless. I never thought that purchasing my boat would give me so much pleasure on and off the water."

Ron Tautic, Suffield, CT



LOA: 23'6" Beam: 102" Weight (w/ 5.0L 260hp): 4605 lbs. Fuel Capacity: 68 gal.

Visit StingrayBoats.com for photo gallery, performance data, and specifications.

STANDARD & OPTIONAL EQUIPMENT

Prices shown are Manufacturer's Suggested Retail
Standard Equipment = S

	OPTION ORDER NUMBER ▼		OPEN BOWS							FISH / SKI		CRUISERS					SPORT	
			180 LS/LX	190 LS/LX	200 LS/LX	220 LX	220 DR	230 LX	240 LR	190 FX*	200 MS	190 CS/CX	200 CS/CX	220 CS	240 CR	240 CS	220 SX	230 SX
HULL	5 Year Hull Protection Plan	-	S	S	S	S	S	S	S	S	S	S	S	S	S	S	S	S
	3 Year Hull Blister Protection Plan	-	S	S	S	S	S	S	S	S	S	S	S	S	S	S	S	S
	"Z-plane" Hull, Patent # 5,063,868	-	S	S	S	S	S	S	S	S	S	S	S	S	S	S	S	S
	Certifications: NMMA, USCG, IMCI, EC	-	S	S	S	S	S	S	S	S	S	S	S	S	S	S	S	S
	Built With Low VOC Resins & Gelcoats	-	S	S	S	S	S	S	S	S	S	S	S	S	S	S	S	S
	Environmental Fuel Surge Protector	-	S	S	S	S	S	S	S	S	S	S	S	S	S	S	S	S
	Custom Engine Vibration Dampers	-	S	S	S	S	S	S	S	S	S	S	S	S	S	S	S	S
	Auto. / Man. Bilge Pump (500 gph)	-	S	S	S	S	S	S	S	S	S	S	S	S	S	S	S	S
	Floor Storage w/ Oversize Access Door	-	S	S	S	S	S	S	S	S	-	S	-	-	-	-	-	-
	Insulated Ice/ Storage Box	-	S	S	S	S	S	S	S	S	S	-	S	S	S	S	S	S
	Performance Notched Transom	-	S	S	S	S	S	S	S	S	S	S	S	S	S	S	S	S
	Opening Cabin Windows w/ Screen (ea.)	-	-	-	-	-	(1)	-	(1)	-	-	-	-	(2)	(2)	(4)	-	-
	Electronic Fuel Management System	-	S	S	S	S	S	S	S	S	S	S	S	S	S	S	S	S
	Pressurized Water w/ Transom Shower	59	-	-	-	-	S	-	S	-	240	-	-	-	S	S	-	-
DECK	Solid Deck and Hull (220SX, 230SX)	1	-	-	-	-	-	-	-	-	-	-	-	-	-	-	1069	1069
	Shipping Cradle (For Export Only)	31	353	353	353	353	353	353	353	353	353	353	353	353	353	353	353	353
	Two-Tone Hull Color Stripe	51	385	385	385	385	385	385	385	385	-	385	385	385	385	385	385	385
	Hull Graphic Package	70	158	158	S	S	S	S	S	158	-	158	S	S	S	S	S	S
	European CE Certification Package	91	209	209	209	209	625	209	625	209	209	209	209	209	625	625	209	209
	Bow Anchor Storage	-	-	-	S	S	S	-	S	-	S	S	S	S	S	S	-	-
	Bow Storage	-	S	S	S	S	S	S	S	S	S	S	S	S	S	S	S	S
	Safety Glass Windshield Side Shields	-	S	S	S	S	S	S	S	S	-	S	S	S	S	S	S	S
	Port Windows with SS Frame (ea.)	-	-	-	-	-	-	-	-	-	-	-	S	-	-	-	-	-
	Stainless Steel Bow Rails	-	S	S	S	S	S	S	S	S	S	S	S	S	S	S	-	-
	Stainless Steel Hardware Package	-	S	S	S	S	S	S	S	S	S	S	S	S	S	S	S	S
	SS Stern, Bow, and Spring Line Cleats	-	S	S	S	S	S	S	S	S	S	S	S	S	S	S	S	S
	Stainless Steel Windshield Supports	-	S	S	S	S	S	S	S	S	S	S	S	S	S	S	S	S
	SS Multi-Step Boarding Ladder	-	S	S	S	S	S	S	S	S	S	S	S	S	S	S	S	S
	Translucent Deck Hatch	-	-	-	-	-	-	-	-	-	-	S	S	S	S	S	S	S
	Opening Windshield w/ Bow Access Step	-	-	-	-	-	-	-	-	-	-	S	S	S	S	S	S	S
	Enclosed Head w/ Lockable Door	-	-	-	-	-	S	-	S	-	-	-	-	-	-	-	-	-
	Convertible Sun Top (Sunbrella) w/ Boot	-	S	S	-	-	-	-	-	S	-	S	-	-	-	-	-	-
	Hatch Screen Kit	-	-	-	-	-	-	-	-	-	-	S	S	S	S	S	S	S
	Sport Bimini Top (Sunbrella) w/ Filler	64	269	269	S	S	-	S	-	269	-	269	S	-	-	-	S	S
	Bimini Top (Sunbrella) Stand-Up w/ Boot	65	-	-	-	-	S	-	S	-	454	-	-	S	S	S	-	-
	Windshield Side Vent Windows	62	-	-	-	S	S	S	S	-	-	-	-	S	S	-	S	S
	Full Canvas Set (Sunbrella)	4	521	563	563	646	986	670	942	563	-	411	411	643	732	732	460	460
	Camper Canvas (2 Tops, 4 Sides, & Aft)	15	-	-	-	-	-	-	-	-	-	-	-	-	-	1208	-	-
	Side Curtains (For Top Enclosure)	16	125	125	125	138	209	138	209	125	-	125	125	209	209	209	138	138
	Mooring Cover	5	388	408	429	445	609	507	641	408	-	408	429	445	641	641	445	507
	Cockpit Cover (Sunbrella) w/ Support Pole	13	337	384	398	432	579	468	579	384	-	384	398	432	579	579	432	468
	Bow Cover (Sunbrella) w/ Support Pole	18	152	152	152	186	251	210	210	152	-	-	-	-	-	-	-	-
	Walk-thru Flap	14	47	58	58	84	84	84	84	58	-	-	-	-	-	-	-	-
	Windshield Wiper (Starboard Side)	25	-	-	-	-	-	-	-	-	-	-	-	-	-	243	-	-
	Custom T-Top w/Hand Rails	660	-	-	-	-	-	-	-	-	2300	-	-	-	-	-	-	-
cockpit	Dash Accessory Plug 12V	-	S	S	S	S	S	S	S	S	S	S	S	S	S	S	S	S
	All Weather Marine Carpet - 20 oz.	-	S	S	S	S	-	-	-	S	-	S	S	S	-	-	-	-
	Indirect Cockpit Lighting	-	S	S	S	S	S	S	S	S	S	S	S	S	S	S	S	S
	Backlit Instrumentation and Switches	-	S	S	S	S	S	S	S	S	S	S	S	S	S	S	S	S
	Dino (Italian) Steering Wheel	-	S	S	S	S	S	S	S	S	-	S	S	S	S	S	S	S



Curved Safety Glass Walk-Thru Windshield
with Vent Windows



Conveniently Mounted Drink Holders



Molded Dash with Lockable Storage
and Radio Enclosure



Translucent Aluminum Frame Deck Hatch
with Custom Graphics



LX Interior - Twin Bucket Seats, Full-Width Bench Seat, and Sport Style Sundeck



Stainless Steel
Ski Tow Ring



Two-Tone Hull Stripe (Option #51)



Custom Dash with Backlit Instrumentation, SS Bezels, and Tilt Steering with Custom Wheel (220SX Shown)



Adjustable Lounge Seats with Injection Molded Polypropylene Cores



25 qt. Removable Cockpit Cooler



Carpeted Floor Storage w/ Non-skid Lid



Stainless Steel Swing Out Bow Access Step



Bow Anchor Storage



Padded Walk-Thru



High Low Jump Seats (LS & CS Models Only)
Insulated Fiberglass Motor Box with Upholstered Pad



Graywood Trim Package



Lockable Cabin Doors with Tinted Lexan Inserts



Heavy Duty Brass
Screw-in Drain Plug



Stainless Steel
Bow Lifting Ring



Opening Stainless Steel Port Windows



Integrated Swim Platform with Thru-Bolted Transom Hardware and Recessed Cleats and Ladder

STANDARD & OPTIONAL EQUIPMENT

Prices shown are Manufacturer's Suggested Retail
Standard Equipment = S

	OPTION ORDER NUMBER ▼	OPEN BOWS							FISH / SKI		CRUISERS					SPORT	
		180 LS/LX	190 LS/LX	200 LS/LX	220 LX	220 DR	230 LX	240 LR	190 FX*	200 MS	190 CS/CX	200 CS/CX	220 CS	240 CR	240 CS	220 SX	230 SX
cockpit	High Low Jump Seats (LS & CS models)	-	-	S	S	-	-	-	-	-	S	S	S	-	-	-	-
	25 qt. Removable Cockpit Cooler	-	-	-	-	S	-	S	-	-	-	-	-	S	S	-	-
	Premium 32 oz. Vinyl w/ Foam Backing	-	S	S	S	S	S	S	S	S	S	S	S	S	S	S	S
	Cockpit Table w/ Floor Mount	-	-	-	-	S	-	S	-	-	-	-	-	S	S	-	-
	Electronic Engine Hour Meter	-	S	S	S	S	S	S	S	-	S	S	S	S	S	S	S
	Molded Helm Seats w/ Fore & Aft Adj.	-	S	S	S	S	S	S	S	-	S	S	S	S	S	S	S
	Oversized Cup Holders	-	S	S	S	S	S	S	S	S	S	S	S	S	S	S	S
	Graywood Trim Package	-	S	S	S	S	S	S	S	-	S	S	S	S	S	S	S
	Self Bailing Cockpit Floor Liner	-	-	-	-	S	-	S	-	S	-	-	-	S	S	-	-
	Ignition Switch w/ Stereo Acc. Position	-	S	S	S	S	S	S	S	S	S	S	S	S	S	S	S
	Kenwood Hi-Power Audio System	-	S	S	-	-	-	-	S	-	S	-	-	-	-	-	-
	Kenwood Hi-Power CD (Remote Capable)	23	168	168	S	S	-	S	168	-	168	S	S	-	S	S	S
	Kenwood Hi-Power CD w/ Remote	-	-	-	-	S	-	S	-	-	-	-	-	S	-	-	-
	Twin Lounge Seats (S Models Only) ^C	9	142	142	142	-	-	-	-	-	142	142	142	-	-	-	-
	Twin Bucket Seats (S Models Only) ^C	20	142	142	142	-	-	-	-	-	142	142	142	-	-	-	-
	Sport Bucket w/ Flip-Up Seat	-	-	-	S	S	S	S	-	-	-	-	S	S	-	S	S
	Snap-in Carpet (w/ Glass Liner Only)	33	254	270	285	412	412	412	270	-	270	285	285	412	412	412	412
	Tilt Steering w/ Locking Detent	39	138	138	S	S	S	S	138	-	138	S	S	S	S	S	S
	Fiberglass Cockpit Floor Liner	46	762	762	762	762	S	762	762	S	762	762	762	S	S	S	S
cabin	Digital Depth Finder w/ Depth Alarm	48	304	304	304	304	304	304	304	304	304	304	304	304	304	304	304
	Magnetic Compass (for navigation)	49	112	112	S	S	S	S	112	S	112	112	112	S	S	S	S
	Butane Stove w/ Case and Auto Light	-	-	-	-	-	-	-	-	-	-	S	S	S	-	S	S
	Adjustable Cabin Lights	-	-	-	-	S	-	S	-	-	S	S	S	S	S	S	S
	Enclosed Head w/ Shower	-	-	-	-	-	-	-	-	-	-	-	-	-	S	-	-
	Freshwater Sink	-	-	-	-	S	-	S	-	-	-	S	S	S	S	S	S
	Molded Fiberglass Cabin Liner	-	-	-	-	S	-	S	-	-	S	S	S	S	S	S	S
	Porta-Potti w/ Self Contained Holding Tank	-	-	-	-	S	-	S	-	-	S	S	S	S	S	S	S
	Porta-Potti w/ Tank & Dockside Pump-out	38	-	-	-	-	283	-	283	-	-	-	-	283	283	-	-
	Porcelain Head w/ Holding Tank	32	-	-	-	-	-	-	-	-	-	-	-	-	838	-	-
	Porcelain Head w/ Tank/Macerator	35	-	-	-	-	-	-	-	-	-	-	-	-	1223	-	-
	110V Electrical System ^A	45	-	-	-	-	-	-	-	-	-	-	-	-	2187	-	-
	110V Hot Water System (Req opt #45)	28	-	-	-	-	-	-	-	-	-	-	-	-	617	-	-
	220V Electrical System (export only) ^A	27	-	-	-	-	-	-	-	-	-	-	-	-	2627	-	-
	220V Hot Water System (Req opt #27)	29	-	-	-	-	-	-	-	-	-	-	-	-	655	-	-
	Power Trim and Tilt w/ Indicator	-	S	S	S	S	S	S	S	S	S	S	S	S	S	S	S
	Remote Oil Change System ^D	-	S	S	S	S	S	S	S	S	S	S	S	S	S	S	S
	SS Exhaust w/ Flaps Volvo ^B	6	-	-	668	668	-	668	-	-	-	-	-	-	-	668	668
	SS Exhaust w/ Silencer Volvo ^{B, F}	7	-	-	874	874	-	874	-	-	-	-	-	-	-	874	874
	SS Exhaust w/ Flaps Merc ^B	11	-	-	668	668	-	668	-	-	-	-	-	-	-	668	668
	SS Exhaust w/ Silencer Merc ^{B, F}	12	-	-	874	874	-	874	-	-	-	-	-	-	-	874	874
engine	SS Exhaust w/ Silencer, High Flow, Volvo	52	-	-	-	1038	-	1038	-	-	-	-	-	-	-	1038	1038
	SS Exhaust w/ Silencer, High Flow, Merc	54	-	-	-	1038	-	1038	-	-	-	-	-	-	-	1038	1038
	Captains Call (Sm. Block Merc) ^B	53	-	-	-	1772	-	1772	-	-	-	-	-	-	-	1772	1772
	Captains Call (496 Merc) ^B	58	-	-	-	-	-	-	-	-	-	-	-	-	-	-	1926
	Automatic Fire Extinguishing System	19	411	411	411	585	585	585	411	411	411	411	585	585	585	585	585
	Dual Battery System (w/ isolator)	30	-	-	-	-	-	-	-	-	-	-	-	-	357	-	-
	Power Steering (charge for 3.0L only)	34	375	375	S	S	S	S	375	S	375	S	S	S	S	S	S
	Battery On/Off Switch w/ Safety Key	36	89	89	89	89	89	89	89	89	89	89	89	89	89	89	89
	Remote Trim & Tilt Switch	37	106	106	106	106	106	106	106	106	106	106	106	106	106	106	106
	MyStingray.com Owners Only Web Site	-	S	S	S	S	S	S	S	S	S	S	S	S	S	S	S

A Electrical System Includes:
25 ft shorepower cable,
battery charger, refrigera-
tor, alcohol/electric stove.

B 8 cylinder motors only.

C Prices shown are addition-
al costs for upgrading
standard equipment at time
of manufacture.

D Available on MerCruiser
only.

F 8.1 engines are 2 to 3 mph
slower with this option.

(ea.) Indicates number of items
on boat, not dollars.

- Denotes Not Available.

* Fish & Ski Includes: twin
casting platform with
pedestal seating, tackle
storage, trolling motor
panel w/dual battery box,
livewell.

Prices and specifications
are subject to change with-
out notice. For the most
current and complete
specifications, visit
stingrayboats.com/options.



Molded Coaming Insert with Weatherproof Speakers and Drink Holder



Cockpit Table with Floor Mount



Contoured Bow Seats with Concealed Storage



Full Function Head with Sink, Shower, Storage and Opening Vent Window (240CS)



Ritchie® Compass (Option #49)



Digital Depth Finder with Alarm (Option #48)



Molded Fiberglass Cabin Liner with Sink, Butane Stove, and Porta-Potti



Sport Buckets with Flip-Up Seat



Under-Seat Storage



Stainless Steel Thru-Hull Exhaust (Option #11 Merc. or #6 Volvo)



Aft Cabin with Full Size Bed and Opening Vent Window (240CS)

CANVAS



Canvas Bow Cover (Option #18)



Mooring Cover (Option #5)



Stand-up Sunbrella Bimini Top with See-Thru Filler (Option #65)



Cockpit Cover (Option #13)



Sport Bimini Top (Option #64)



Full Canvas (Option #4)

Includes: side curtains, aft curtain, and a bow cover on bowrider models



Sunbrella Camper Canvas (Option #15)

MODEL SPECIFICATIONS

			OPEN BOWS							FISH/SKI		CRUISERS					SPORT	
			180 LS/LX	190 LS/LX	200 LS/LX	220 LX	220 DR	230 LX	240 LR	190 FX	200 MS	190 CS/CX	200 CS/CX	220 CS	240 CR	240 CS	220 SX	230 SX
1	Length Overall	ft m	18'0" 5.5	19'0" 5.8	20'3" 6.2	21'6" 6.5	22'3" 6.7	22'8" 6.9	23'6" 7.1	19'0" 5.8	20'3" 6.2	19'0" 5.8	20'3" 6.2	21'6" 6.5	23'6" 7.1	23'6" 7.1	21'6" 6.5	22'8" 6.9
8	Beam	in cm	85 216	91 231	92 234	97 246	99 251	96 244	102 259	91 231	95 241	91 231	92 234	97 246	102 259	102 259	97 246	96 244
	Bridge Clearance <small>(200ms is 90" with T-Top)</small>	in cm	41 104	49 124	47 119	52 132	61 155	53 135	65 165	49 124	65 165	52 132	50 127	55 140	65 165	76 193	51 130	52 132
	Dry Weight ! <small>(w/ popular engine)</small>	lb eng	2115 3.0L	2527 4.3L	2720 5.0L MPI	3004 5.0L MPI	3811 5.0L	3224 5.7L MPI	3993 5.0L MPI	2608 4.3L	3052 4.3L MPI	2622 4.3L	2827 4.3L MPI	3143 5.0L MPI	4037 5.0L MPI	4605 5.0L MPI	3320 5.0L MPI	3557 6.2L MPI
	Fuel Capacity	gal liter	21 80	21/38* 79/144	38 144	39 148	62 235	57 216	68 257	21/38* 79/144	50 189	21/38* 79/144	38 144	39 148	68 257	68 257	39 148	57 216
	Water Capacity	gal liter					17 64		17 64		17 64		3 11	3 11	17 64	19 72	3 11	3 11
	Ice Box Capacity	qt liter	36 34	32 30	36 34	46 44	28+25+32 26+24+30	46+32 44+30	32+32 30+30	32 30	25 24		46 44	46 44	32+32 30+30	48 45	46 44	46 44
	Max Capacity	ppl/lb ppl/kg	7/1070 7/485	8/1315 8/596	8/1545 8/701	8/1850 8/839	11/1970 11/1075	8/1850 8/839	10/1965 10/1027	8/1315 8/596	8/1545 8/701	8/1315 8/596	8/1545 8/701	8/1850 8/839	10/1965 10/1027	10/1965 10/1027	8/1850 8/839	8/1850 8/839
	Free Board	in cm	24 61	23 58	24 61	27 69	36 91	24 61	37 94	23 58	27 69	23 58	24 61	28 71	37 94	45 114	27 69	24 61
	Molded Depth <small>(Windshield Base to Keel)</small>	in cm	42 107	44 112	45 114	52 132	62 157	50 127	66 168	44 112	78 198	49 124	48 122	53 135	66 168	77 196	49 124	50 127
	Max Depth <small>(Including Windshield) B</small>	in cm	52 132	55 140	56 142	64 163	72 183	60 152	77 196	55 140	94 239	60 152	62 157	69 175	77 196	91 231	61 155	60 152
	Max Draft <small>Drive Down</small>	in cm	29 74	31 79	31 79	33 84	34 86	36 91	34 86	31 79	31 79	31 79	31 79	33 84	34 86	34 86	33 84	36 91
	Draft : <small>Drive Up (+5" on V 3.0; +4" on B1 & B3)</small>	in cm	18 46	18 46	17 43	18 46	17 43	19 48	17 43	18 46	17 43	18 46	17 43	17 43	17 43	17 43	19 48	20 51
2	Bow Depth <small>(Bow to Cushion Top) A</small>	in cm	16 41	16 41	16 41	20 51	16 41	17 43	17 43	16 41	17 43	25 64	28 71	27 69	32 81	38 97	23 58	24 61
3	Bow Depth <small>(Max Depth)</small>	in cm	31 79	32 81	32 81	37 94	33 84	33 84	39 99	32 81	26 66	41 104	45 114	48 122	58 147	71 180	46 117	45 114
4	Bow Length <small>(Max Length)</small>	in cm	54 137	56 142	58 147	62 157	64 163	68 173	68 173	56 142	79 201	60 152	76 193	81 206	68 173	111 282	85 216	95 241
5	Cockpit Depth <small>(At Helm)</small>	in cm	28 71	29 74	29 74	35 89	33 84	32 81	36 91	29 74	22 56	34 86	34 86	40 102	36 91	36 91	34 86	32 81
6	Cockpit Width <small>(Max Molded)</small>	in cm	69 175	73 185	73 185	77 196	81 206	78 198	79 201	73 185	79 201	73 185	73 185	77 196	79 201	78 198	77 196	78 198
7	Cockpit Length <small>(Max Molded)</small>	in cm	102 259	103 262	110 279	109 277	114 290	93 236	119 302	103 262	77 196	114 290	110 279	115 292	119 302	114 290	97 246	93 236
	Sleeping Capacity						2		2			2+1	2+1	2+1	2+2	4	2	2
	Transom Angle	deg	15°	15°	15°	15°	15°	15°	15°	15°	13°	15°	15°	15°	15°	15°	15°	15°
	Deadrise Angle	deg	19°	19°	19°	19°	16°	20°	21°	19°	19°	19°	19°	19°	21°	21°	19°	20°

Specifications are subject to change without notice or obligation.

* Fuel capacity is 21 gal. with 3.0L, 38 gal. with 4.3L.

! Weights vary depending on installed options. Refer to Performance Options for additional information.

A With T-top on 200MS

B N/A for 200MS

For current information, visit StingrayBoats.com/specifications

GELCOAT COLORS

Standard


Blue

Red

Yellow

Titanium

SX models only - available in solid red or yellow



- 1 Length Overall
- 2 Bow Depth to Cushion
- 3 Bow Depth to Floor
- 4 Bow Length
- 5 Cockpit Depth
- 6 Cockpit Width
- 7 Cockpit Length
- 8 Beam

PERFORMANCE OPTIONS

Propeller Options

Alpha	Part #	Volvo SX	Part #
A 17" Aluminum	48-832828A45	M 17" Aluminum	3850300-9
B 19" Aluminum	48-832830A45	N 19" Aluminum	3850301-7
C 21" Aluminum	48-832832A45	O 21" Aluminum	3850302-5
D 23" Aluminum	48-832834A45	P 23" Aluminum	3850303-3

Alpha, Bravo1, SX	Part #	Volvo Duo Prop	Part # for front and rear set
E 19" SS Laser	48-16544A46	W F4 SS Duo Prop	3851494-9
F 21" SS Laser	48-16546A46	X F5 SS Duo Prop	3851495-6
G 23" SS Laser	48-16548A46	Y F6 SS Duo Prop	3851496-4
H 25" SS Laser	48-16550A46	Z F7 SS Duo Prop	3851497-2
R 17" SS High 5	48-821154A46		
J 19" SS High 5	48-815758A46		
K 21" SS High 5	48-815760A46		
L 23" SS High 5	48-815762A46		

Merc Bravo3	front #	rear #
S 22" SS Bravo 3	48-823663L	48-823664L
T 24" SS Bravo 3	48-823665L	48-823666L
U 26" SS Bravo 3	48-823667L	48-823668L
V 28" SS Bravo 3	48-823669L	48-823670L

Flo-Torq II Hub Assy Kit # 835257A1 needed for all Mercury Alpha and Bravo1 Drives.

Flo-Torq II Hub Assy Kit # 835270A1 needed if Laser II or High 5 used on Volvo SX Drive

Propellers are an exchange up charge at time of order.

SS Props std. on Bravo 3 and 300HP and larger motors.

A Weights vary depending on installed options

* All boats that exceed 320hp must have option 11 (SS Thru Hull Exhaust) or option 55 (Captains Call) installed to achieve the maximum speeds shown in the Performance Options chart.

† Fuel capacity is 21 gal. with 3.0L, 38 gal. with 4.3L

CAUTION: At wide-open throttle (WOT) the propeller on your boat should not cause the engine to operate below the minimum RPM range published by the motor manufacturer. Running your boat at WOT below the recommended minimum RPM can cause serious damage to your motor that is not covered by warranty.

Specifications are subject to change at any time without notice or obligation. To avoid disappointment at the time of purchase please check with your Stingray Dealer for current information and specifications.

Performance data comes from factory testing, independent engine manufacturer testing or independent magazine testing. All boat speeds and propellers shown are to be used as guidelines only for general applications as boats and operating conditions will vary. The best propeller for specific boating needs can only be determined by performance testing by your dealer. Results on individual boats may vary depending on many factors, including driver, weather, altitude, load, condition of propeller, lower unit, and boat bottom. Matching of your boat and use conditions to the proper propeller by your dealer will make your boating experience more enjoyable and keep your engine running longer and stronger. Propellers used during testing are shown to be used as a guideline only and are not intended to be an absolute recommendation.

X Aluminum Aluminum Aluminum Aluminum Duo Prop S Duo Prop S Duo Prop S Duo Prop S Duo Prop	Part # 3850300-9 3850301-7 3850302-5 3850303-3 Part # for front and rear set 3851494-9 3851495-6 3851496-4 3851497-2			MODEL			180	190	190	190	200	200	200	220	220	220	220	230	230	240	240	240
							LS/LX	CS/CX	FX	LS/LX	LS/LX	CS/CX	MS	DR	LX	CS	SX	SX	LX	CS	LR	CR
				length overall			18'0"	19'0"	19'0"	19'0"	20'3"	20'3"	20'3"	22'3"	21'6"	21'6"	21'6"	22'8"	22'8"	23'6"	23'6"	23'6"
				fuel capacity			21	21/38†	21/38†	21/38†	38	38	50	62	39	39	39	57	57	68	68	68
				dry weight no motor ^A			1480	1782	1768	1687	1782	1970	2195	2873	2066	2205	2382	2532	2199	3667	3055	3099
				max speed w/SS prop			↓	↓	↓	↓	↓	↓	↓	↓	↓	↓	↓	↓	↓	↓	↓	↓
standard propeller			↓	↓	↓	↓	↓	↓	↓	↓	↓	↓	↓	↓	↓	↓	↓	↓	↓			
opt #	engine	prop hp	drive type	gear ratio	motor weight																	
MERCURY	101	3.0L	135	alpha 1	2.02	635	50 D	45 C	45 C	46 C												
	153	4.3L	190	alpha 1	1.81	840		55 D	55 D	56 D	55 D	54 D										
	146	4.3L MPI	220	alpha 1	1.62	857		57 C	56 C	58 C	57 C	56 C	50 C	44 B	51 C	50 C	51 C	50 C	50 C	43 B	44 B	44 B
	161	5.0L	220	alpha 1	1.62	938					57 C	56 C		45 B	54 C	53 C	54 C	53 C	53 C	45 B	46 B	46 B
	160	5.0L MPI	260	alpha 1	1.62	938					61 D			51 B	59 C	57 C	59 C	57 C	57 C	49 B	50 B	50 B
	168	5.0L MPI	260	bravo 3	2.00	994								52 S	60 S	58 S	60 S	58 S	58 S	50 S	51 S	51 S
	133	5.7L MPI	300	bravo 1	1.50	1025								54 E	63 F	60 F	63 F	61 F	61 F	53 E	54 E	54 E
	134	5.7L MPI	300	bravo 3	2.00	1046								54 T	63 V	61 U	63 V	61 U	61 U	53 T	55 T	55 T
	166	6.2L MPI	320	bravo 1	1.50	1025									64 F		64 F	63 F	63 F	54 E	56 E	56 E
	111	8.1L	375	bravo 1	1.50	1199												68 G	68 G			
	112	8.1L HO	425	bravo 1	1.50	1199												72 H	72 H			
	VOLVO	201	3.0L	135	SX	1.97	665	49 P	45 O	45 O	46 O											
253		4.3L	190	SX	1.79	880		55 O	55 O	56 O	55 O	54 O										
246		4.3L MPI	225	SX	1.79	880		56 P	56 P	57 P	56 P	55 P		44 N	51 N	50 N	51 N	50 N	50 N	43 N	44 N	44 N
284		4.3L MPI	225	OSJ	1.95	920						50 Y										
261		5.0L	220	SX	1.60	979					57 O	56 O		45 N	54 O	53 O	54 O	53 O	53 O	45 N	46 N	46 N
260		5.0L MPI	270	SX	1.60	991					61 P			51 N	59 O	57 O	59 O	57 O	57 O	49 N	50 N	50 N
259		5.7L MPI	280	duo prop	1.95	1002								53 Y	60 Z	59 Z	60 Z	59 Z	55 Z	51 Y	52 Y	52 Y
268		5.7L MPI	320	SX	1.43	991								54 E	63 F		63 F	62 F	62 F	53 E	55 E	55 E
269		5.7L MPI	320	duo prop	1.95	1002								55 Y	63 Z		63 Z	62 Z	62 Z			
271		V 8.1L	375	duo prop	1.78	1228												67 Z	67 Z			
272		V 8.1L	420	duo prop	1.78	1228												71 Z	71 Z			

Speeds shown are the maximum expected at sea level with the best performing propeller.

For third party performance comparisons, visit stingrayboats.com/performance

STINGRAY

Actionwear

A Gear® Arch Windbreaker
Nylon w/hood Navy or Yellow
S-XL—\$55*

B Cutter & Buck®
Hilton Head Jacket
cotton nylon w/concealed hood
Smoke
S-XL—\$89*

C Cutter & Buck® Polo Cotton Knit
White/Black
S-XL—\$54*

D Cutter & Buck®
Tournament Polo Cotton pique
Chilepepper, Pewter,
or Driftwood
S-XL—\$49*

E "Ray" Tee White
100% Cotton
M-XL—\$19*

F "Marlin" Tee White
100% Cotton
M-XL—\$19*

G Gear® Washed Tee
Enzyme washed
yellow cotton
S-XL—\$26*

H Youth Tee White
100% Cotton
XS-Lg.—\$13

I Gear® Siesta Crewneck
Enzyme washed
yellow cotton
S-XL—\$49

*XXL shirts add \$4, for jackets add \$5



- J** Boat Design Hat, Navy—\$13
- K** Team Hat, Putty—\$13
- L** Classic Hat, Black-Putty or Pumpkin—\$13
- M** Men's Sun Visor, Khaki—\$19



- N** License Plate—\$6.50
- O** Key Float, Red or Black—\$4
- P** Can Koolie, Red or Black—\$4
- Q** Collapsible Koolie, Purple or Red—\$4



LADIES CORNER

- R** 14K Gold Earrings White or yellow gold—\$130
- S** Charm, 14K Yellow gold only—\$75
- T** Ladies Sun Visor, (reversible) Navy or Red—\$17
- U** Ladies Sun Visor, Taupe—\$17



Actionwear Order Form

☐ CHECK OR MONEY ORDER
(PAYABLE TO STINGRAY BOAT CO)



Name _____
Address _____ City _____
State/Zip _____ Phone (_____) _____

CREDIT CARD NUMBER

--	--	--	--	--	--	--	--	--	--	--	--	--	--	--	--	--	--

EXP. DATE: Mo. _____ Yr. _____

SIGNATURE _____

ITEM	QUANTITY	DESCRIPTION	SIZE	COLOR	PRICE EACH	TOTAL

Mail or Fax this order to:
STINGRAY ACTIONWEAR
P.O. Box 669
Hartsville, SC 29551
Fax: (843) 332-8003
Phone: (843) 383-4507 Ext.183
www.stingrayboats.com

Shipping Information:

If your order is:
\$0 - 40.00\$7.75
40.01 - 90.008.75
90.01 - 150.0010.75
150.01 - 250.0014.25
250.01 - up18.00
U.S.A. ONLY - ALLOW 8-10 DAYS

Sub-Total

Shipping & Handling (see chart)

6% Sales Tax (S.C. Residents Only)

TOTAL (U.S. Dollars Only)

FOREIGN ORDERS PLEASE CALL FOR SHIPPING CHARGES

Or, order online at www.stingrayboats.com/actionwear



Your Stingray Dealer

WARRANTY INFORMATION

All Stingray warranties are limited warranties within the meaning of title 1 of the Federal Trade Commission Improvement Act. A full statement of coverage, terms, and conditions applying to the Stingray warranty has been furnished to all Stingray dealers. In addition, information is supplied with each new boat.

Please read carefully the terms and conditions provided in Stingray's Express Limited Warranty accompanying the sale of your boat. The actual length of warranty coverage for your boat may vary depending on the date of original manufacture and sale date of your boat.

ABOUT THIS BROCHURE

Only a partial list of standard equipment is shown, and some boats are shown with optional accessories. Styling, design, equipment, prices, colors, and construction are subject to change without notice or obligation. To avoid disappointment, please check with your Stingray dealer for current information at the time of purchase.



625 Railroad Avenue, Hartsville, SC 29550
Phone: 843-383-4507

Visit **StingrayBoats.com** for the most up-to-date and complete information.

StingrayBoats.com