

2006  
STINGRAYBOATS.COM





# About Stingray

Based in Hartsville, South Carolina, Stingray occupies over 225,000 square feet of manufacturing facilities and is situated on 46 acres.

**Independently Owned** Stingray is a privately held, family-owned business, representing one of the longest continual ownerships in the marine industry today! Stingray has been building quality runabouts since 1979 based on some very basic principles: innovation, craftsmanship, and integrity. Because of our “independent” status, Stingray can react to changing market conditions in a much shorter cycle time than the larger corporate entities. This often leads to early recognition of shifts in consumer trends or demographics and thus designing products to meet those needs in a more proactive way.



**Financially Solid** With Dun and Bradstreet’s highest credit rating, Stingray is one of the most financially solid manufacturers in the industry. Stingray dealers and customers can depend on a strong partner to provide product innovation and customer support for years to come. We are proud of our debt-free status—a claim that few builders can make!

**Value and Quality Oriented** As one of the founding members of the American Boatbuilders Association (ABAbboats.com), Stingray is in excellent company with the likes of Chaparral, Cobalt, Correct Craft, Ebbtide, Formula, Grady-White, Monterey, Pursuit, Regal, Rinker, and S2 Yachts. This is another



assurance that you are receiving the highest quality materials available at the best possible price. ABA members pool their expertise and resources to purchase only the best products and services available.



**Technology Driven** For the past two decades, Stingray has pioneered many of the advances of technology in the boat building industry. Equipment and tools that were not available just a few years ago are now the mainstays that enable Stingray to achieve unparalleled precision and efficiency i.e., computer-aided designs, multi-axis 3-D milling machines, water jet cutting machines, and CNC routers, to mention a few.

**Environmentally Responsible** Being a leader in technology is more than just a philosophy—it’s a commitment designed to help ensure the preservation of our natural resources for generations to come. At Stingray, fuel efficiency, waste reduction, recycling, and reduced stack emissions are not just buzzwords—they are measured goals of each employee.



- 2 **About Stingray**
- 3 **Technology Driven**
- 4 **Internet Leader**
- 5 **Environmentally Responsible**
- 6 **Safety Conscious**
- 7-23 **Bowrider Models**
- 7 **180RX**
- 8-9 **185LS/LX**
- 10-11 **195FX**
- 12-13 **195LS/LX/LR**
- 14-15 **200LS/LX**
- 16-17 **220DR**
- 18-19 **220LX**
- 20-21 **230LX**
- 22-23 **250LR**
- 24-31 **Cuddy / Cruiser Models**
- 24-25 **195CS/CX**
- 26 **200CS/CX**
- 27 **220CS**
- 28-29 **240CS**
- 30-31 **250CR**
- 32-35 **Sportboat Models**
- 32-33 **220SX**
- 34-35 **230SX**
- 36-39 **Standards & Options**
- 40 **Model Specifications**
- 41 **Performance Options**
- 42-43 **Canvas, Graphics, Colors and Actionwear**

# Technology Driven

Stingray leads the industry with many technological firsts. In 1985, Stingray was the first boat company to use CAD-driven CNC routers to produce production parts. In 1993, Stingray introduced the first 5-axis CNC waterjet designed to trim fiberglass parts, followed in 1996 by a CNC flatbed waterjet for cutting flat goods. And, in 1998, Stingray was the first to use environmentally friendly, low-VOC gelcoats and resins. Stingray continually seeks ways to push the technology boundaries.



## Computer Aided Design and Manufacturing

Every Stingray begins as a 3-dimensional computer model. We “build” the boat on-screen and carefully scrutinize each component for size and fit, making all of the necessary adjustments before we ever commit the design to fiberglass. We even use a virtual human to check for legroom and headroom—and to be sure that all of the controls are located comfortably within reach. The information from this 3-D model is sent to the next step in the process: 3-D milling.



**Multi-Axis 3-D Milling Machine** With information available from a 3-D computer model, milling machines can produce a full size model in a matter of hours—a task that would take weeks otherwise. With unequalled precision, the running surface of the hull is cut to the exact specifications. Our master craftsmen then provide the mirror finish that is a hallmark of Stingray quality.

## Robotic Lamination Facility

Visitors are always impressed by our plant’s cleanliness and unique manufacturing systems. In our lamination building, a custom-designed overhead tram system was developed just for Stingray. Parts under construction are moved about the plant under computer control. This system keeps track of our in-process fiberglass parts while optimizing mold usage and improving productivity.



Process automation also increases worker safety, helps maximize efficiency, and improves quality.

**Waterjet Cutting Machines** Many parts on a Stingray are cut using one of our high-pressure water jet machines. A stream of water no thicker than a human hair slices quickly and neatly through a variety of materials much easier than could be done by hand. Materials such as carpet, foam, vinyl, canvas, rubber, and fiberglass are quickly transformed into precision quality parts.

**CNC Routers** Computerized numeric controlled routers are used to cut various sheet goods into high quality parts. The computer allows us to “nest” a group of parts efficiently to minimize waste. Because the process is computer controlled, each part is dimensionally identical from one run to the next and can be finished much faster and more inexpensively than those produced by hand.



## Patented Z-Plane Hull

Stingray’s patented Z-Plane hull is up to 30% more efficient than other boat hulls. Our boats run faster, corner better, and get remarkably good gas mileage. This means that you can enjoy your boat more for less operating cost. Visit [StingrayBoats.com/performance](http://StingrayBoats.com/performance) to see how Stingray boats stack up against the competition.



# Internet Leader

**StingrayBoats.com** Beyond a few pictures and specifications, our web site will immerse you in an interactive experience that will enable you to find most everything you need, before you even step foot into a dealer showroom. From the privacy of your home, you can:

**Visit Your Dealer's Showroom Anytime** Using your zip code, locate your nearest dealer and view their inventory to see if the boat you want is in stock. You can view their in-stock and on-order boats. Once you select a boat, the MSRP Sticker will be displayed, allowing you to calculate a monthly payment and request a quote from the dealer.

**Obtain Pricing Online** If your local dealer does not have the boat that you are looking for, build your own using our online Customize and Price Boat feature. Just enter your zip code, select a dealer, choose the model you're interested in, and pick an engine and any desired options. We will calculate the manufacturer's suggested retail price and display a window sticker. From there, you can use our payment calculator to estimate a monthly payment and request a quote from the dealer you selected.

**Get Help Choosing a Model** If you need a little help deciding which model is best for you, we have several features to assist you in your decision. Our articles and reviews library is packed full of third party articles, reviews, and boat tests that cover an entire decade! And, for a head-to-head comparison against another boat that you may be considering, our Performance Comparisons compile the results from thousands of independent tests into a single database. Here you can select from almost any boat manufacturer to see how they compare to Stingray when it comes to speed and fuel economy.



**MyStingray.com** Stingray boat owners are in a class of their own when it comes to Internet technology. That's because every owner has their very own web page where they can access information about their boat, communicate with other owners, receive personalized answers to technical questions, and even update their online photo album at any time!



MyStingray.com is designed to provide you with personalized information about your boat, keep you apprised of the latest developments at Stingray, and offer you a communication portal where you can ask questions and make friends with other owners.

**My Boat Photos** Share your favorite boating photos with your friends and family. It's easy! Within minutes, you can create a personalized photo album with your favorite boating pictures and stories. And, you will have your own web address to share with everyone!

**Owner Forum** Have a question about your boat? Looking to find other Stingray owners in your area? Whether looking for an answer to a question, just wanting to chat about boating, or locating a Stingray owner get-together, the Stingray owner forum is the place to be. Conversation ranges from simple chatter to in-depth technical discussions.

**Owner Rallies & Factory Tour** Join in the fun! Over half a dozen owner rallies were held throughout the United States this past year—bring your boat and your family and friends. And don't forget the Stingray sponsored factory tour. Each year Stingray hosts a factory tour for owners, where they can see how their boat was built.

**And More!** FAQs, auctions, parts, manuals, performance calculator.



# Environmentally Responsible

Stingray's commitment to the environment goes beyond that which is mandated or regulated—it is an internal philosophy to do our part to protect the environment—not just for the next generation, but for generations to come. Consider a few of the things that we are doing to protect our planet:

**Use of Four-Cycle Engines** Stingray uses only three-star rated, four-cycle engines, which are the cleanest and most fuel efficient available for marine use. Better fuel efficiency translates into less fuel consumption. Three-star engines can be four to ten times cleaner than two-cycle outboards, which means less pollution to our environment.

**Ozone-Friendly Flotation Foam** Stingray uses non-ozone depleting flotation foam by BASF. It is free of chlorofluorocarbons—gases that are depleting the earth's ozone layer. Ask about the use of zero-ozone depleting (zone 3) foam when considering boat brands.

**Fuel Efficiency** The performance and efficiency of our patented Z-plane hull, documented by third party reports, is unmatched. Better fuel efficiency translates into less fuel consumption, but more importantly, it means less carbon dioxide emissions.

**Low VOC Gelcoats and Resins** Stingray was the first boat manufacturer to convert to the use of low styrene laminating resins and gelcoats. The combination of these low VOC materials coupled with the latest in low pressure, high temperature spray equipment has reduced Stingray's VOC stack emissions by over 55%.



**Fuel Surge Protectors** Every Stingray is equipped with a fuel surge protector, for venting the system through the fuel fill cap. This helps avoid refueling spills normally associated with external fuel vents. This helps to protect our lakes and streams.

**Waste Reduction/Recycling** Stingray has a recycling program for most waste materials including, but not limited to, cardboard, composites, aluminum, pallets, and metal drums. In cardboard alone, Stingray recycles over 163,000 pounds per year.



**Committed** We want Stingray owners not only to have fun on the water, but also to know that they are helping to protect the environment at the same time.

# Safety Conscious

With any recreational product, safety is paramount. Families not only seek safe environments, but safe products as well. Every Stingray boat is built with safety in mind.

**NMMA/USCG Certified** All Stingray boats meet or exceed National Marine Manufacturer Association (NMMA) and US Coast Guard (USCG) certifications requirements for safety, such as horsepower, load capacity, steering, fuel systems, compartment ventilation, navigation lighting, and backfire flame control.



**CE Certified** Stingray competes on a global scale and has dealerships located throughout eastern Europe, from Germany to Denmark to Russia, and to far reaching countries of Turkey and Australia. Boats destined for these countries must meet stringent Consultants Europe (CE) certifications.



**Warranty** Every Stingray boat is backed by a comprehensive warranty for peace of mind.

**FIVE-YEAR LIMITED TRANSFERABLE STRUCTURAL HULL WARRANTY** STINGRAY Boat Co. (hereafter "STINGRAY") warrants the HULL against structural defects in material and workmanship for a period of five (5) years from the date of purchase or six (6) years from the date of manufacture, whichever period elapses first. The warranty provided in this section is to the original retail owner only and applies only if the boat is purchased from an authorized STINGRAY Dealer. During the warranty period described above, STINGRAY will repair or replace, at its option, the fiberglass HULL if it is determined, in Stingray's discretion, to be structurally defective in material or workmanship. For purposes of this warranty, the HULL is defined as the part of the boat in contact with the water when at rest. The warranty provided in this section is subject to all limitations and conditions contained herein. The remaining term of this HULL Warranty, if any, may be transferred to subsequent owners if, within 30 days of purchase, the new owner registers the transfer with STINGRAY and pays the established warranty transfer fee. Contact STINGRAY Customer Service at [www.stingrayboats.com/transfer](http://www.stingrayboats.com/transfer) for further details on transferability.

**THREE-YEAR LIMITED OSMOTIC HULL BLISTER WARRANTY** STINGRAY warrants against hull blistering caused by osmosis that is discovered and reported to STINGRAY during the first 3 years of ownership (subject to the prorated schedule below). The warranty provided in this section applies to the original retail owner only and is VOID if the original factory gelcoat surface has been altered by excessive sanding, scraping, sandblasting, or accident repair. A marine barrier coating with proper surface preparation is required if the boat is bottom painted or if the boat is left in fresh or salt water for more than 60 days in any 90 day period. In the event of osmotic blistering, STINGRAY will, at its option, repair or cause to be repaired any hull damage and apply a layer of marine barrier coating to the affected surface area(s). Osmotic hull blisters are defined as those blisters, larger than one-eighth inch in diameter and with a depth greater than one-sixteenth inch, which occur on the hull below the waterline. Repairs will be performed (at STINGRAY'S discretion) by the selling dealer, a designated service center, or the STINGRAY factory. The following prorated schedule of parts and labor will be covered by STINGRAY: Blistering discovered and reported to STINGRAY less than one (1) year from date of purchase - 100%; between one (1) and two (2) years from date of purchase - 66%; between two (2) and three (3) years from date of purchase - 33%. All osmotic hull repairs must be pre-approved by STINGRAY prior to any work being performed. Transportation cost is the boat owner's responsibility. Reimbursement shall be limited to one repair, not to exceed eighty US dollars (\$80 USD) per foot of hull length resting below the waterline prior to prorating.

**Mercury Certified** Stingray was the first boat builder to be certified by Mercury. This rigorous certification program partners Mercury engineers with boat builders to incorporate lean six sigma principles with world-class process controls on the plant floor. This certification includes extensive model testing, system analysis, employee training, and inspection procedures designed to give prospective buyers the assurance that Stingray boats are built to the highest standards in the industry.



**ONE-YEAR LIMITED GENERAL WARRANTY** STINGRAY boats are warranted to the original owner to be free of defects in materials or workmanship for a period of one (1) year from the date of purchase (not to exceed two (2) years from date of manufacture) subject to all limitations and conditions contained herein.

**LIMITED EXTERIOR FINISH WARRANTY** STINGRAY warrants the exterior gelcoat finish to be free from cosmetic cracks or crazing for a period of 90 days from the date of purchase to the original retail owner, subject to all limitations and conditions contained herein. All warranty work is to be performed at an authorized STINGRAY dealership, the STINGRAY factory, or other location authorized by STINGRAY after it is decided, in STINGRAY'S sole discretion, that there is a defect as described herein.

# BOWRIDER 180R

LOA: 18' 0"

Beam: 85"

Avg Weight (w/ 3.0L): 2,175 lbs

Fuel Capacity: 21 gal



FULL-FEATURED



DEEP BOW SEATING



SPORT SEATING

If price and performance are on the top of your shopping list, look no further—the 180RX delivers both!

Designed for the price-conscious boater who wants a reliable, great performing, fuel efficient boat, the 180RX is just the ticket. A true 18-foot boat powered by a 3.0 liter Volvo engine with power steering, this package delivers unmatched performance for its class. At just under 50 mph, depending on the number of passengers and gear, the 180RX is built to exceed expectations, not to mention just being plain fun on the water.



XL SUNDECK



180RX



## XL SUNDECK

Many competitive models in this price range offer sundeck style seating as an option, for several hundred dollars more. On the 180RX, this sporty sundeck is a standard feature.

## FULL-FEATURED

Standard features were not sacrificed in this entry-level boat. Full instrumentation, stainless steel hardware including windshield braces, cleats, fuel fills, and overboard drains, as well as molded helm seats with fore and aft adjusters, speak to an upscale boat at a "penny-pinching" price.

## DEEP BOW SEATING

With a 31" deep bow from its floor to top deck, safety and comfort is a given. With cushions positioned well below the top deck, both kids and adults feel comfortable and secure when skimming across the water.

## SPORT SEATING

Twin bucket seats are constructed of injection-molded polypropylene cores and covered with 36 oz. Nautolex vinyl with PreFixx protectant for easy cleanup.

BOWRIDER



STINGRAY



# BOWRIDER 185L

LOA: 18' 5"  
 Beam: 85"  
 Avg Weight (w/ 3.0L): 2,155 lbs  
 Fuel Capacity: 21 gal

Looking for a step-up from the 180RX? Consider the 185L and experience such features as a sporty, Dino Italian steering wheel, stainless steel bow rails, a pop-up stainless steel bow cleat and complementary spring line cleats, a full array of backlit instruments trimmed in a rich woodgrain, aluminum dash panel surrounded by a low-profile shroud, and a sport bimini top with windshield connector.

The passenger side features a flat panel dash with locking top-entry glovebox, an oversized drink holder, a stainless steel grab handle, and a hi-power stereo/CD. Contoured bow seating and two interior cockpit seating options, LS or LX, provide for hours of on-water enjoyment no matter which option you choose.



LOGO AMIDSHIPS

BOWRIDER

## LOGO AMIDSHIPS

The first model in the lineup to feature the new, recessed logo amidships. This logo placement not only signifies the next generation Z-Plane hull, it protects the logo from docking mishaps or when rafting up.

## LOW-PROFILE DASH

The dash shroud and instrument panel, complete with a full array of backlit instruments including a digital engine hour meter, offers optimal visibility, reduces glare, and allows for easy access when cleaning the windshield.

## STAINLESS STEEL BOW RAILS

The rails offer a stylish look, are extremely durable and corrosion resistant, and are ergonomically positioned for easy hand-hold in rough water.

## IN-BOW COOLER

Featuring a non-skid surface, the cooler lid doubles as a bow entry step. Underneath the lid lies a 32-quart insulated cooler with overboard, stainless steel drain. Drinks stay cold for hours and water drains overboard.

## SPORT BIMINI TOP

Made of Sunbrella and available in standard titanium color, or optional colors of black, blue, or red, sport bimini tops come with a clear windshield-to-top connector for protection from the elements while maintaining the look and feel of a performance runabout with increased headroom.



185LS

185LX

## LOW-PROFILE DASH



## STAINLESS STEEL BOW RAILS



## IN-BOW COOLER



## SPORT BIMINI TOP





STINGRAY

# BOWRIDER 195F

**LOA:** 19' 6"

**Beam:** 91"

**Avg Weight (w/ 4.3L):** 2,638 lbs

**Fuel Capacity:** 21 gal (3.0L), 35 gal

The 195FX is much like the Swiss Army knife i.e., unfold one item, tuck another away, and wa la, this ski-boat converts to a fish boat—it's that easy.

Based on the highly successful 195LX bowrider, the FX has added built-in features that allow you to tailor it to the watersport that you prefer at any given moment. When you want to fish, remove the bow filler cushions and the sundeck cushion, insert the pedestal fishing seats, one fore and one aft, and let the tournament begin.

In summary, one word best describes Stingray's 195 Fish & Ski—versatile.



**AERATED LIVEWELL**



**PEDESTAL FISHING SEATS**

BOWRIDER

## AERATED LIVEWELL

Located beneath the sectionalized, full-width rear bench seat is a large livewell with an aerator, the perfect setup for keeping bait and fish fresh.

## PEDESTAL FISHING SEATS

Two pedestal fishing seats are standard on every 195FX. No need to run to your favorite fishing hole and then remove the driver's seat to double as a fishing chair. With the 195FX, you have the best of both worlds.

## TWO-DRAWER TACKLE BOX

No fish boat would be complete without a tackle box. Stingray builds one into the forward deck, just above the bow casting platform, for easy access to your favorite hook or lure.

## BOW SUNPAD / CASTING PLATFORM

Do you want to fish or ski? Or maybe you're up for doing both—you decide. Remove filler cushions to reveal a full-width bow casting platform or insert the cushions for sunbathing or just plain cruising.

## SKI VERSION WITH SUNDECK CUSHION

A two-part, zippered sunpad covers this expansive rear-carpeted casting platform when set up in the "ski mode."

**195FX  
Ski Setup**



**195FX  
Fish Setup**



## TWO-DRAWER TACKLE BOX



## BOW SUNPAD / CASTING PLATFORM



## SKI VERSION WITH SUNDECK CUSHION



## INTERIOR OVERVIEW





# BOWRIDER 195L

**LOA:** 19' 6"

**Beam:** 91"

**Avg Weight (w/ 4.3L):** 2,580 lbs

**Fuel Capacity:** 21 gal (3.0L), 35 gal

Three boats in one design! The 195L versions offer three distinctly different seating arrangements from the conventional motorbox and jumpseat (LS) to the sporty sundeck (LX) to the wrap-around (LR) version—a seating option for every lifestyle.

More importantly, this boat is a performer—Boating Life Magazine touted the V-6 EFI version as “the first V-6 stern-drive we’ve tested that hits the 60 mph barrier.”

Loaded with amenities, this popular model features bow and springline pop-up cleats, a recessed 3-step boarding ladder, courtesy lights, a high-power audio system with CD player, rich aluminum dash, oversized drink holders, and a roomy contoured bow.



**IN-BOW COOLER**



**LOW-PROFILE DASH**

BOWRIDER

**IN-BOW COOLER**

A 32-quart in-bow cooler with overboard drain keeps drinks on ice for hours and drains overboard as the day wanes.

**LOW-PROFILE DASH**

High visibility and a low rake make for a practical, sporty dash. Fill the aluminum gauge panel with a complement of instruments and operating systems are visible at a glance.

**LOCKING GLOVE BOX**

A place for valuables (cell phones, wallets, etc.), as well as suntan lotion and keys!

**INTEGRATED SWIM PLATFORM**

For safety and convenience, this swim platform features a non-skid surface and a multi-step boarding ladder for easy entry and exit.

**CONTOURED BOW SEATING**

Adds styling and comfort to passenger seating, not to mention increasing legroom at critical points.

**HINGED FLOOR STORAGE**

Features oversized starboard lid with patterned non-skid. This easy-access hinged lid with stainless steel gas-assist strut is accessible with one hand and accommodates the latest in watertoys—wakeboards!

195LS



195LX



195LR



**LOCKING GLOVE BOX**



**INTEGRATED SWIM PLATFORM**



**CONTOURED BOW SEATING**



**HINGED FLOOR STORAGE**





STINGRAY

STINGRAY

# BOWRIDER 200L

**LOA:** 20' 3"

**Beam:** 92"


**Avg Weight (w/ 5.0L):** 2,720 lbs

**Fuel Capacity:** 35 gal

Dollar for dollar, the 200L is hard to beat. This midsize boat is just the right size when moving up the boating scale and offers small-block, V-8 engine choices for the spirited at heart.

The open bow caters to passenger comfort with its reclined backrests and easy-to-reach, insulated cooler accented with oversize cup holders. The cockpit is accommodating too, offering a choice of LS or LX seating configurations to fit your preferences. Both models feature injection-molded helm seats with fore and aft adjusters. A hinged, in-floor wakeboard/storage locker with stainless steel, gas assist strut allows accessories to be stored out of the way, yet close at hand.

The cockpit includes interior courtesy lighting and a hi-power stereo/CD.



**BOW ANCHOR STORAGE**

BOWRIDER

## BOW ANCHOR STORAGE

Standard equipment on the 200L, this anchor compartment is positioned on the bow for easy access and retrieval, includes a cradle to secure the anchor when running in rough water, and the compartment is deep enough to hold plenty of anchor chain and rope.

## UNDER-SEAT STORAGE

With a beam of 92" this bowrider has the added advantage of full-width, carpeted storage under the rear bench seat. In many cases, a slalom ski is a natural fit and boat fenders seem to find a home here.

## RECLINED BOW BACKRESTS

Comfort is taken to a new level with reclined bow backrests. Lean back, literally, and enjoy the ride.

## HULL GRAPHICS PACKAGE

If there was ever a model to dress up, this is it. The standard hull graphic package is a real "looker," but consider upgrading to the checkered flag graphic (standard on two-tone hulls) for a go-fast look. Feeling patriotic? You may want to consider the American flag graphic as an option.

## MULTI-STEP BOARDING LADDER

Made of stainless steel, this three-step boarding ladder extends to 36" for ease of entry and exit.

200LS



200LX



## UNDER-SEAT STORAGE



## RECLINED BOW BACKRESTS



## HULL GRAPHICS PACKAGE



## MULTI-STEP BOARDING LADDER





STINGRAY

STINGRAY



# BOWRIDER 220D

LOA: 22' 3"

Beam: 99"

Avg Weight (w/ 5.0L): 3,811 lbs

Fuel Capacity: 62 gal

The sleek styling of the 220DR gives the impression of a serious sportboat, and rightfully so. But once onboard, all the amenities of one "big" party boat come to mind. Consider the huge cockpit and bow that provides ample seating for eleven, an enclosed head in the port console with its step-in entry, a freshwater sink, insulated bow and cockpit coolers with overboard drains, and filler cushions fore and aft that convert standard seating to full sunpads.

And the amenities don't stop here. Fore and aft boarding ladders are present and are ideal for retrieving skiers and swimmers, not to mention making beach landings a breeze while bow and transom freshwater washdowns facilitate easy cleanup. Storage space is unbelievable—just lift any seat cushion to view cavernous "holds" for all of your water toys. Two table mounts (one fore and one aft) allow for easy setup in the preferred location. Replenish the energy level of all occupants using this two-position dinette.



LADDERS/  
WASHDOWNS

BOWRIDER

Shown with optional extended swim platform

## FORE & AFT LADDERS/WASHDOWNS

A multi-step, stainless steel boarding ladder located at the bow and on the swim platform makes boarding a breeze. Just lower the 36" telescoping ladder for easy entry or exit. While you are at it, wash the sand off of your feet with the corresponding bow or transom freshwater washdown.

## WRAP-AROUND SEATING

Much like the concept of surround sound, this unique seating style places everyone in close proximity to the action—all without sacrificing transom integrity. Filler cushions convert standard seating to an oversize sunpad or sleeping berth.

## DINETTE TABLE AND PEDESTAL

A 20" x 30" rectangular dinette table, complete with built-in cupholders, is standard equipment on every 220DR. When not in use, the table and pedestal stow below deck in their own custom cradle. Two floor mounts allow the table to be erected either fore or aft, depending on preference.

## BOW FILLER CUSHIONS

Filler cushions bridge the port and starboard bow seats to form one huge sunpad. These cushions are made of the same premium, 36-ounce Nautolex vinyl with PreFixx protectant found in every Stingray boat.

## ENCLOSED HEAD

A custom acrylic door opens to reveal a step-in head compartment with a vent window and a porta-potti with pumpout (standard). The interior of the door itself is designed with racks for storing essential toiletries.

220DR



## WRAP-AROUND SEATING



## DINETTE TABLE AND PEDESTAL



## BOW FILLER CUSHIONS



## ENCLOSED HEAD





# BOWRIDER 220L

LOA: 21' 6"

Beam: 97"

Avg Weight (w/ 5.0L): 3,004 lbs

Fuel Capacity: 38 gal

The sleek, low profile design makes the 220LX the envy of the waterway. It not only possesses the performance of a sportboat, but it is affordable as well.

A host of standard features make the 220LX all the more popular. For instance, it comes with a sport bimini top, magnetic compass, sport bucket seats with flip-up bolsters, tilt steering, and a hi-power stereo/CD player. The helm features twin sport dashes with a full complement of backlit gauges, including an electronic engine hour meter.

And, not many boats can seat eight adults and still maintain the "zip" inherent in a sportboat. Just shy of 22 feet, the 220LX is popular among boaters seeking a roomy bowrider that is versatile and trailerable. A boat like this offers the option of heading out to big water or navigating an inland lake.



SPORT DASH

BOWRIDER

## SPORT DASH

Sharing many of the same components as its big brother, the 220SX, this performance-styled dash includes a full complement of gauges enclosed in stainless steel bezels, tilt steering, performance style sport wheel, and rocker switches with indicators for fingertip operation.

## SPORT BUCKET SEATS

These Avenir spring-suspension seats are made of high-density polypropylene materials featuring spring coils in seat bottoms and a two-position (flip-up or flip-down) bolster for stand-up or sit-down operation, respectively. Covered with 36-ounce Nautolex vinyl with PreFixx protectant, over a foam backing and moisture barrier, these seats continually adjust for circulation and comfort and prevent the rider from "bottoming" out. The flip-up bolster adds 7" to the seat height for better visibility.

## RECLINED BOW SEATING

Comfort is taken to a new level with the introduction of reclined seat bases and backrests. Surprisingly, the comforts of home are now available on the water...so sit back, relax, and enjoy the ride.

## SPORT SUNDECK

This contoured sundeck features integrated bolsters for a sporty look and increased comfort. The center bolster is embroidered with the Stingray logo and incorporates a unique sundeck latching mechanism with hand-assist for easy opening. The underside of the sundeck is silhouetted in mesh with repeating Stingray logo for a "first class" finished look.

220LX



## SPORT BUCKET SEATS



## RECLINED BOW SEATING



## ALTERNATE BOW VIEW



## SPORT SUNDECK





STINGRAY

# BOWRIDER 230L

**LOA:** 22' 8"

**Beam:** 96"

**Avg Weight (w/ 5.7L):** 3,224 lbs

**Fuel Capacity:** 57 gal

The 230LX is a combination of speedboat technology and design mated to a family runabout. Not only does this 23-footer look like it is flying when sitting on the trailer, it truly hurtles at exhilarating speeds when on the water! The end result is a family runabout that delivers speed, but with great stability and poise.

This bowrider also takes the concept of open bow seating to a new level of comfort. Inclined lounges and canted backrests beckon passengers to relax and enjoy the ride. Adding to the appeal are soft coaming pads with recessed stereo speakers and oversize drink holders. Once you settle in, you may not want to leave, so we even incorporated an ice chest beneath the forward entry step for added convenience.

Adjustable vent windows introduce cool breezes to the cockpit and indirect cockpit lighting creates the right mood when anchored or docked in the late evening.



**RECESSED STEREO SPEAKERS**

BOWRIDER

## RECESSED STEREO SPEAKERS

Located in the bow, these speakers give forward occupants the ability to listen to their favorite tunes without having to "crank up the volume." Being recessed also provides protection from the elements. Throw in an oversized cupholder and you have an entertainment center that is hard to beat.

## HINGED IN-FLOOR STORAGE

Deep enough to get lost in, this floor storage runs underneath from the cockpit walkthrough forward to the bow. It is hinged for ease of opening and closing and is carpeted to protect expensive water toys—wakeboards, skis, etc.

## SUNDECK AND SWIM PLATFORM

The contoured sundeck features integrated bolsters for a sporty look and increased comfort. The center bolster is embroidered with the Stingray logo and incorporates a unique latch mechanism with hand-assist for opening.

## SNAP-IN CARPET

Available as an option, snap-in carpet "dresses up" the fiberglass floor liner and provides added comfort underfoot.

## SPORTBOAT APPEAL

The "nose" is long and sleek, the deck is contoured, the windshield is raked to just the right angle, and the transom is notched—all adjectives that describe a high performance sportboat—yet, this one is a bowrider.



230LX

## HINGED IN-FLOOR STORAGE



## SUNDECK AND SWIM PLATFORM



## SNAP-IN CARPET



## SPORTBOAT APPEAL





STINGRAY

# BOWRIDER 250L

**LOA:** 25' 0"  
**Beam:** 102"  
**Avg Weight (w/ 5.0L):** 4,056 lbs  
**Fuel Capacity:** 68 gal

Looking for a fast, feature-laden, large bowrider? With sleek styling and patented performance, the 250LR truly represents the next generation of performance runabouts. With a 320 hp Merc or Volvo, this fuel-efficient package is capable of speeds in the mid-fifties. Seating begins at the transom and continues into the cockpit to form a wrap-around settee. Add the filler cushions to the bow or stern, and in just minutes you are lounging on an oversize sunpad. There is an enclosed head with dockside pumpout (as standard equipment). For easy cleanup, all upholstery features 36-ounce Nautolex vinyl with PreFixx protectant.

Time for snacks? Drop the table in place in the bow or the cockpit. A built-in refreshment center with freshwater sink allows you to rinse and store items. Two on-board coolers with overboard drains, along with a removable 25-quart cooler, will keep all beverages cold.



**DINETTE TABLE & PEDESTAL**



**BUILT-IN COOLER**

BOWRIDER

**DINETTE TABLE & PEDESTAL**

A 20" x 30" rectangular dinette table, complete with built-in cupholders, is standard equipment on every 250LR. When not in use, the table and pedestal stow below deck in their own custom cradle. Two floor mounts allow the table to be erected either fore or aft, depending on preference.

**TWO BUILT-IN COOLERS**

Two insulated, 32-quart coolers hold a day's worth of drinks and drain overboard as the day wanes. The hinged lid with lift ring keeps drinks cold in the cockpit cooler and adds a smooth surface for making sandwiches. The in-bow cooler features a non-skid lid and doubles as an entry step.

**WRAP-AROUND SEATING**

Much like the concept of surround sound, this unique seating style places everyone in close proximity to the action. There is ample seating for everyone and plenty of storage under the seat cushions. Filler cushions convert standard seating to an oversize sunpad or sleeping berth.

**REFRESHMENT CENTER**

A 17-gallon freshwater tank supplies the on-deck sink, and a removable 25-quart cooler is anchored out of the way. Oversized drink holders, a starboard countertop, and indirect lighting complete this refreshment center package. Opposite the refreshment center you will find the built-in, insulated 32-quart cockpit cooler.

**SNAP-IN CARPET**

Adds a luxurious look and feel to the fiberglass cockpit floor liner, not to mention being comfortable underfoot. Being easy to remove makes upkeep a simple procedure rather than a chore.

**EXTENDED SWIM PLATFORM**

This oversize swim platform alternates as a watersports activity center, or just a place to lounge with your feet in the water! The surface is non-skid. A multi-step, stainless steel boarding ladder is conveniently tucked away when not in use. And, a storage box with hinged lid holds accessories.



250LR

**WRAP-AROUND SEATING**



**REFRESHMENT CENTER**



**SNAP-IN CARPET**



**EXTENDED SWIM PLATFORM**





STINGRAY

STINGRAY



# CUDDY 195c

LOA: 19' 6"

Beam: 91"

Avg Weight (w/ 4.3L): 2,642 lbs

Fuel Capacity: 21 gal (3.0L), 35 gal

A nineteen foot cuddy may not sound all that big, but this cuddy has features that allow it to compete with the "big boys." Consider the oversized cabin entryway with three-panel, bi-fold doors featuring smoked Lexan inserts that create privacy without completely blocking out light. Add a molded fiberglass cabin liner that includes a porta-potti and a V-berth with ample underneath storage to a screened, aluminum deck hatch and you have all the makings of an "overnighter" for two.

195C models feature pop-up cleats, a recessed bow light, a stylish dash, and an oversized, integrated swim platform. Other noteworthy standard features include bow-anchor storage, in-floor ice chest, and a hi-power audio system.

Low profile bow rails and a non-skid foredeck lead to the anchor storage compartment with cradle, or if weather dictates, you can still access the bow through the forward hatch.



BI-FOLD CABIN ENTRY

CUDDY

## BI-FOLD CABIN ENTRY

A three-panel, bi-fold cabin door allows easy access to the cabin. A sturdy stainless steel latch secures the door and smoked Lexan panel inserts provide privacy without completely eliminating light.

## FULL INSTRUMENTATION

Monitor all systems at a glance with these easy-to-read, backlit gauges. From a volt-meter to a tachometer with digital hour meter, nothing is left to chance. Rocker switches with indicator lights are within easy reach and a 12-volt accessory plug rounds out this handsome dash.

## HI-LO JUMP SEATS

This clever feature allows for a variety of uses within the same interior. Jump seats are quickly converted from a full-width sundeck position (Hi) to a sitting position (Lo). Additionally, they can be removed to allow for easy transom access for fishing. This feature applies to 195CS models only.

## POP-UP CLEATS

Made of stainless steel, these snag-free cleats are found on the bow and amidships on the 195C. With the flick of a hand, the cleat can be raised to attach a mooring line, or the line can be removed and the cleat lowered for a smooth top-deck appearance—there are no complicated, internal moving parts.



## FULL INSTRUMENTATION



## HI-LO JUMP SEATS (HI)



## HI-LO JUMP SEATS (LO)



## POP-UP CLEATS



# 200c

LOA: 20' 3"

Beam: 92"

Avg Weight (w/ 4.3L): 2,827 lbs

Fuel Capacity: 35 gal

The 200CS has all the performance and pizzazz you would expect in a sportboat and yet has the creature comforts to qualify for second-home tax status. The cabin features two facing seats that can be repositioned to extend the V-berth for additional sleeping room. Hidden from view by the V-berth cushions is a molded-in sink with faucet, a single burner butane stove, and a porta-potti. Standard cockpit seating consists of an adjustable bucket seat at the helm, a 4-position back-to-back lounge seat on the port side and two jump seats on either side of the motorbox.

If you are looking for a family boat that will give you the performance of a sportboat, yet with amenities enough for a weekend for two, you owe it to yourself to take a look at the 200CS.



**IN-FLOOR COOLER**



**TAX DEDUCTION**



**CIRCULAR DECK HATCH**



**BOW STEP**



200CS

200CX



## IN-FLOOR COOLER

A 46-quart in-floor cooler is conveniently located between the driver and passenger seats for easy access. It also doubles as a trash receptacle when you are finished with your drinks.

## TAX DEDUCTION

With its freshwater sink, porta-potti, stove, and sleeping accommodations for two, the 200C has all the equipment necessary to qualify for second home tax deductions.

## CIRCULAR DECK HATCH

This stylish Bomar aluminum deck hatch allows for natural light and ventilation to penetrate the cabin while keeping the bugs out. Access to the bow can be achieved through the deck hatch.

## BOW STEP

This stainless steel swing-out bow step allows for easy access from the cockpit to the bow and then tucks away when it is not in use.

# CUDDY 220c

LOA: 21' 6"

Beam: 97"

Avg Weight (w/ 5.0L): 3,143 lbs

Fuel Capacity: 38 gal



IN-CABIN SEATING



ALUMINUM DECK HATCH



MOTORBOX WITH SUNPAD

The 220CS was meant for open water. Its deep freeboard coupled with a spacious cabin make it the perfect "big" water boat.

The cabin is constructed using a one-piece molded fiberglass cabin liner complete with integrated storage cutouts, hide-a-way sink, porta-potti, and single-burner, portable butane stove. Opposing port and starboard cabin seats increase available seating capacity to eight. Raising the cabin seats and dropping the lids to the sink, stove, and porta-potti quickly convert this roomy cabin to a full V-berth for overnight accommodations.

Port and starboard windows with screens complement the large, aluminum deck hatch for natural light and ventilation while the four-panel, bi-fold doors with smoked Lexan inserts provide for easy access.



IN-FLOOR COOLER



220CS



### IN-FLOOR COOLER

Not to be outdone, the 220CS incorporates a 46-quart cooler. This one is in-floor between the driver and passenger seats for easy access. It also can double as a trash receptacle when you are finished with your drinks.

### IN-CABIN SEATING

Opposing port and starboard cabin seats add to seating capacity, as well as convert to V-berth accommodations for two.

### ALUMINUM DECK HATCH

Stylish aluminum deck hatch is screened for protection from intrusive bugs. The hatch is multi-position with the turn of a thumb tensioner—just select the opening desired and tighten to hold in place or "batten down the hatch" with the levers.

### MOTORBOX WITH SUNPAD

This model boasts of a large motorbox with sunpad to complement the Hi-Lo jump seat feature. Jump seats are quickly converted from a full width sundeck (Hi) to a sitting position (Lo). A carpeted base protects the motorbox, not to mention complementing the carpeted floor. Two oversized cupholders for passenger convenience complete this motorbox design.



STINGRAY

# CRUISER 240c

LOA: 23' 6"

Beam: 102"

Avg Weight (w/ 5.0L): 4,605 lbs

Fuel Capacity: 68 gal

Stingray has packed an ample amount of living quarters into a portable package—the 240CS—which makes overnight getaways a boater's dream.

This mid-cabin, trailerable weekender is perfect for a family of four. It has facilities to whip up your favorite dinner and room for all to stretch out for the night. The head doubles as a stand-up shower, sized for grown-ups. The galley consists of a sink, stove, icebox, and storage cabinets tucked into the port side of the cabin. A companion entryway leads from the galley to the mid-cabin with room to sit up or lay down, and the dinette converts to a V-berth forward for the adults in the group.

Put a quick pencil to the total cost of a weekend onboard the 240CS, add in valuable "family time," and it equals one of the best values on the water.



AFT BENCH SEAT



HEAD W/ SHOWER

CRUISER

## AFT BENCH SEAT

Features stainless steel armrests, a removable seat bottom cushion with storage and ample room for two adults. As with all interior upholstery components, this seat is constructed from 36-ounce Nautolex vinyl and treated with PreFixx, a stain resistant protectant.

## FIBERGLASS HEAD WITH SHOWER

A stand-up, full-sized head complete with sink, handheld shower, and toiletry racks anchors the starboard side of the cabin. The full-length door allows the head to double as a changing room.

## ROOMY MID-CABIN

The mid-cabin of the 240CS is surprisingly large. A 60" wide, foam-filled mattress covers the sleeping area. There is ample headroom for sitting with a coaming pad for a backrest. A rear hatch with screen allows for natural light and ventilation. And an adjustable light is available for reading.

## V-BERTH AND GALLEY

Drop the dinette table to form the V-berth for two or raise the table to feed a family of four. The table is also great for games when the pace slows or the weather reduces your on-deck activities. The galley itself includes a stainless steel sink, stove, icebox, and stylish cabinetry.

## DOUBLE HELM SEAT

Its oversized width allows for the captain and first mate to sit together with additional passengers facing the stern. Lower the seat to its down position and you have a sunpad or small on-deck bed.

## REAR-FACING LOUNGE SEAT

A great place to relax. Passengers will be jockeying for position to grab this seat. With a custom storage tray, cupholders, and an armrest, you will not want to give up this popular spot.

240CS



## ROOMY MID-CABIN



## V-BERTH AND GALLEY



## DOUBLE HELM SEAT



## REAR-FACING LOUNGE SEAT





STINGRAY

# CUDDY 250c

LOA: 25' 0"

Beam: 102"

Avg Weight (w/ 5.0L): 4,137 lbs

Fuel Capacity: 68 gal

Pocket cruiser or cuddy cabin? For most, it is just a matter of semantics. But, whatever you choose to call this boat, we are sure that you will be impressed.

Over twenty-five standard features are found in its convenience package—a list of no-charge, desirable items such as magnetic compass, a Sunbrella stand-up bimini top with stainless steel hardware, and an electronic fuel management system. The cabin features a spacious V-berth, a built-in storage cabinet and a porta-potti with pumpout. A bi-fold door with smoked Lexan inserts and a key-entry lock provides privacy for overnighting or when the facilities are in use.

Wrap-around seating converts to an oversized sunpad and built-in steps to the bow make for easy access when docking or anchoring. With a freshwater sink, a built-in cooler (and a removable cooler), transom shower, and more, this boat is one for the design books!



CAVERNOUS V-BERTH

CUDDY

## CAVERNOUS V-BERTH

Whether used as a place for the kids to nap or for a couple to overnight, the cabin has room to stretch out and relax. It also serves as an ideal respite from a sudden thunder shower or rain squall.

## CABIN HIGHLIGHTS

A stylish storage cabinet with accessory tray, a Kenwood audio system with two in-cabin speakers, adjustable cabin lighting (port and starboard), a butane stove, and a porta-potti with pumpout transform day trips into extended weekends.

## REFRESHMENT CENTER

A 17-gallon freshwater tank supplies the on-deck sink and a removable 25-quart cooler is anchored out of the way at the base. Cupholders, a starboard countertop, and indirect lighting complete this refreshment center package. Opposite the refreshment center you will find an insulated 32-quart cooler featured on the 250CR.

## FULL SUNPAD

Filler cushions convert standard wrap-around seating to a full sunpad. Or, stow the filler cushions and set up the dinette table with your favorite on-board snacks.

## INTEGRATED STEPS TO BOW

These bow steps are probably one of the best, but most overlooked—until you are on the water, features of the 250CR. These built-in fiberglass steps are an integral part of the deck mold and make access to the bow effortless when docking or anchoring. The top step can alternate as an additional seat, temporarily, when you are docked.

250CR



## CABIN HIGHLIGHTS



## REFRESHMENT CENTER



## FULL SUNPAD



## INTEGRATED STEPS TO BOW





**STINGRAY**

**STINGRAY**

**230 SX HIGH PERFORMANCE**



# SPORTBOAT 220s

**LOA:** 21' 6"

**Beam:** 97"

**Avg Weight (w/ 5.0L):** 3,320 lbs

**Fuel Capacity:** 38 gal

Feel the need for speed? Stingray's 220SX is your ticket to high performance.

The 220SX has a sleek profile and nimble performance. Riding on Stingray's unique Z-plane hull with its notched transom, this beauty glides over the water at full throttle and is capable of carving figure eights at the spin of the wheel.

Beneath its racy deck lies a cabin with all the comforts of home. Fact is, it can qualify for second-home tax benefits. Standards include a porta-potti, sink, butane stove, and twin cabin seats that convert into V-berth accommodations for two.

The interior is equally appointed with twin Avenir sport buckets with flip-up bolsters, a contoured aft bench seat and bolstered sundeck. A super sport dash houses a compass and a full array of gauges—the favorite of which is the speedo!



**PERFORMANCE GRAPHICS**

SPORTBOAT

## PERFORMANCE GRAPHICS

No need to guess the "horses" under the engine cover. The circular, aluminum Bomar hatch features a cubic inch designator and high performance, checkered flag graphics lead to the bow.

## SPORT DASH

This premium sport dash includes a directional compass, a full complement of gauges encased with stainless steel bezels, tilt steering, sport wheel, and rocker switches for fingertip operation.

## BI-FOLD CABIN DOOR

Constructed of hi-density starboard with smoked Lexan inserts, these locking bi-fold doors lead to the low-profile sportboat cabin. Once inside, you will find port and starboard seating to accommodate two.

## SUNDECK LATCH

This new latch mechanism with hand-assist cutout eliminates the use of a striker latch and provides for easy opening and positive retention when closed. Two handle-assist straps and a gas-assist strut allow the most demure passenger access to the engine/storage compartment.

## FIBERGLASS CABIN INSERT

A one-piece molded fiberglass insert, complete with integrated storage, hideaway sink, stove, and porta-potti, combines comfort with ease of maintenance, and the opposing port and starboard cabin seats convert to form a V-berth.



220SX

## SPORT DASH



## BI-FOLD CABIN DOOR



## SUNDECK LATCH



## FIBERGLASS CABIN INSERT





STINGRAY

STINGRAY

# SPORTBOAT 230s

- LOA:** 22' 8"
- Beam:** 96"
- Avg Weight (w/ 6.2L):** 3,557 lbs
- Fuel Capacity:** 57 gal

Throttle up! This is one hot sportboat with an exhilarating ride! The first thing you will notice is the crisp acceleration that propels you on plane in a matter of seconds. Trimmed out at full throttle, only the last few feet of hull make contact with the water as the boat releases to reach maximum speed.

When it comes to maneuvering, the 230SX handles turns with agility. With the drive trimmed partway up, the propeller maintains its bite without the slightest hint of ventilation, giving further testimony to the effectiveness of the Z-plane hull. While performance is paramount, there are a boatload of amenities as well, from a functional helm station with fighter-plane looks, to two sport bucket seats with flip-up bolster, to an ingenious V-berth with hidden sink, stove, and porta-potti.

Colors for this model are unique; i.e., solid color hulls and corresponding decks are available in red, yellow, and white—it's up to you to match your mood—or your tow vehicle!



**ALUMINUM DECK HATCH**

SPORTBOAT

**ALUMINUM DECK HATCH**

A circular, aluminum deck hatch adds sizzle to this performance package, as well as providing for cabin ventilation and natural lighting.

**CONTOURED BENCH SEATING**

The full-width bench seat is contoured for comfort and style and transitions into a two-part, sport sundeck with integrated bolsters. The aft portion of the sundeck lifts to reveal a stainless steel gas fill and blower vents—all hidden from view. The center bolster is embroidered with the Stingray logo and incorporates a unique sundeck latching mechanism with hand-assist for easy opening.

**SPORT BUCKET SEATS**

These Avenir spring suspension seats are made of high-density polypropylene materials featuring spring coils in seat bottoms and a two-position (flip-up or flip-down) bolster for stand-up or sit-down operation, respectively. Covered with 36-ounce Nautolex vinyl with PreFixx protectant, over a foam backing and moisture barrier, these seats continually adjust for circulation and comfort and prevent the rider from "bottoming" out. The flip-up bolster adds 7" to the seat height for better visibility.

**FULL FIBERGLASS LINER**

A self-bailing, fiberglass floor liner extends from the helm station to the engine compartment. Snap-in carpet is an option to dress up the floor or to provide more comfort underfoot. A one-piece, molded fiberglass insert completes the cabin.

**SPORTBOAT APPEAL**

The "nose" is long and sleek, the deck is contoured, the windshield is raked to just the right angle and the transom is notched—all adjectives that describe a high performance sportboat.



**230SX**

**CONTOURED BENCH SEATING**



**SPORT BUCKET SEATS**



**FULL FIBERGLASS LINER**



**SPORTBOAT APPEAL**



# Standard & Optional Equipment

Prices shown are Manufacturer's Suggested Retail  
Standard Equipment = S

	OPTION ORDER NUMBER ▼	BOWRIDERS										CUDDIES / cruisers					SPORT	
		180 RX	185 LS/LX	195 LS/LX/LR	195 FX*	200 LS/LX	220 LX	220 DR	230 LX	250 LR	195 CS/CX	200 CS/CX	220 CS	240 CS	250 CR	220 SX	230 SX	
HULL	5 Year Hull Protection Plan	-	S	S	S	S	S	S	S	S	S	S	S	S	S	S	S	
	3 Year Hull Blister Protection Plan	-	S	S	S	S	S	S	S	S	S	S	S	S	S	S	S	
	"Z-plane" Hull, Patent # 5,063,868	-	S	S	S	S	S	S	S	S	S	S	S	S	S	S	S	
	Certifications: NMMA, USCG, IMCI, EC, Merc	-	S	S	S	S	S	S	S	S	S	S	S	S	S	S	S	
	Environmental Fuel Surge Protector	-	S	S	S	S	S	S	S	S	S	S	S	S	S	S	S	
	Custom Engine Vibration Dampers	-	S	S	S	S	S	S	S	S	S	S	S	S	S	S	S	
	Auto. / Man. Bilge Pump (500 gph)	-	S	S	S	S	S	S	S	S	S	S	S	S	S	S	S	
	Floor Storage w/ Oversize Access Door	-	S	S	S	S	S	S	S	S	-	-	-	-	-	-	-	
	Insulated Ice / Storage Box	-	-	S	S	S	S	S	S	S	S	S	S	S	S	S	S	
	Performance Notched Transom	-	S	S	S	S	S	S	S	S	S	S	S	S	S	S	S	
	Opening Cabin Windows w/ Screen (ea.)	-	-	-	-	-	-	(1)	-	(1)	-	-	(2)	(4)	(2)	-	-	
	Electronic Fuel Management System	-	S	S	S	S	S	S	S	S	S	S	S	S	S	S	S	
	Pressurized Water w/ Transom Shower	-	-	-	-	-	-	S	-	S	-	-	-	S	S	-	-	
	Solid Deck and Hull (220SX, 230SX)	1	-	-	-	-	-	-	-	-	-	-	-	-	-	1171	1171	
	Shipping Cradle (For Export Only)	31	406	406	406	406	406	406	406	406	406	406	406	406	406	406	406	
	Two-Tone Hull Color Stripe	51	-	405	405	405	405	445	462	445	462	405	405	445	462	462	445	
	Hull Graphic Package	70	-	174	174	174	S	S	S	S	S	174	S	S	S	S	S	
	USA Graphic Package (exchange price)	71	-	57	57	57	57	89	89	89	89	57	57	57	-	89	89	
	European CE Certification Package	91	229	229	229	229	229	685	685	229	685	229	229	685	685	229	229	
	Lenco Tabs with LED Indicator	56	-	-	-	-	-	791	791	791	791	-	-	-	791	791	791	
	Stainless Steel Sport Tabs (fixed)	57	62	62	62	62	62	-	-	-	-	62	62	-	-	-	-	
DECK	Bow Anchor Storage	-	-	-	-	S	S	S	-	S	S	S	S	S	S	-	-	
	Safety Glass Windshield Side Shields	-	S	S	S	S	S	S	S	S	S	S	S	S	S	S	S	
	Port Windows with SS Frame (ea.)	-	-	-	-	-	-	-	-	-	(2)	(2)	-	-	-	-	-	
	Stainless Steel Hardware Package	-	S	S	S	S	S	S	S	S	S	S	S	S	S	S	S	
	SS Stern, Bow, and Spring Line Cleats	-	S	S	S	S	S	S	S	S	S	S	S	S	S	S	S	
	Stainless Steel Windshield Supports	-	S	S	S	S	S	S	S	S	S	S	S	S	S	S	S	
	SS Multi-Step Boarding Ladder	-	S	S	S	S	S	S	S	S	S	S	S	S	S	S	S	
	Walkthrough Windshield to Bow Access Step	-	-	-	-	-	-	-	-	-	S	S	S	S	S	S	S	
	Lockable Cabin Doors	-	-	-	-	-	-	-	-	-	S	S	S	S	S	S	S	
	Optional Canvas Color (red, black, or blue)	66	-	122	122	122	122	122	122	122	122	122	122	122	122	122	122	
	Sport Bimini Top (Sunbrella) w/ Filler	64	422	306	306	306	S	S	-	S	-	306	S	-	-	S	S	
	Bimini Top (Sunbrella) Stand-Up w/ Boot	-	-	-	-	-	-	S	-	S	-	-	S	S	S	-	-	
	Convertible Sun Top (Sunbrella) w/ Boot	-	-	S	S	S	-	-	-	-	S	-	-	-	-	-	-	
	Full Canvas Set (Sunbrella)	4	-	571	617	617	617	706	1078	734	1031	449	449	703	800	503	503	
	Camper Canvas (2 Tops, 4 Sides, & Aft)	15	-	-	-	-	-	-	-	-	-	-	-	1322	-	-	-	
	Mooring Cover	5	-	448	471	471	495	512	702	585	738	471	495	512	738	738	512	
	Mooring Cover for Add-On Extended Platforms	72	-	-	-	-	525	-	731	-	-	-	-	-	-	-	-	
	Cockpit Cover (Sunbrella) w/ Support Pole	13	-	389	442	442	460	498	668	538	668	442	460	498	668	668	498	
	Bow Cover (Sunbrella) w/ Support Pole	18	-	175	175	175	175	215	289	243	243	-	-	-	-	-	-	
	Walk-thru Flap	14	54	54	69	69	69	98	98	98	98	-	-	-	-	-	-	
	Windshield Wiper (Starboard Side)	25	-	-	-	-	-	-	-	-	-	-	-	-	280	-	-	
	Extended Swim Platform	81	-	-	-	-	1035	-	1035	-	-	-	-	-	-	-	-	
	Dash Accessory Plug 12V	-	S	S	S	S	S	S	S	S	S	S	S	S	S	S	S	
cockpit	Indirect Cockpit Lighting	-	S	S	S	S	S	S	S	S	S	S	S	S	S	S	S	
	High Low Jump Seats (LS & CS models)	-	-	-	S	-	S	-	-	-	-	S	S	S	-	-	-	
	25 qt. Removable Cockpit Cooler	-	-	-	-	-	-	S	-	S	-	-	-	S	S	-	-	
	36 oz. Vinyl w/ Foam Backing and PreFixx	-	S	S	S	S	S	S	S	S	S	S	S	S	S	S	S	

(ea.) Indicates number of items on boat, not dollars.

- Denotes Not Available.

\* Fish & Ski Includes: twin casting platform with pedestal seating, tackle storage, trolling motor panel w/dual battery box, livewell.

Prices and specifications are subject to change. For the most current and complete specifications, visit [stingrayboats.com/options](http://stingrayboats.com/options).



Curved Safety Glass Walk-Thru Windshield



Molded Dash with Lockable Storage and Radio Enclosure (200LS/LX, 220LX, 220SX, 230LX, and 230SX models)



Conveniently Mounted Drink Holders



LX Interior - Twin Bucket Seats, Full-Width Bench Seat, and Sport Style Sundeck



Stainless Steel Ski Tow Ring



Two-Tone Hull Stripe (Option #51)



Custom Dash with Backlit Instrumentation, SS Bezels, and Tilt Steering with Custom Wheel (220SX Shown)



Adjustable Lounge Seats with Injection Molded Polypropylene Cores



25 qt. Removable Cockpit Cooler (195LR, 250CR, 220DR - in storage compartment)



Floor Storage w/ Non-skid Lid & SS Shock Assist (195LS/LR/LX, 195FX, 200LS/LX, 220LX)



Stainless Steel Swing Out Bow Access Step



Bow Anchor Storage



Padded Walk-Thru and Cockpit Light



High Low Jump Seats (LS & CS Models Only)  
Insulated Fiberglass Motor Box with Upholstered Pad



Graywood Trim Package



Lockable Cabin Doors with Tinted Lexan Inserts



Notched Transom with Heavy Duty Drain Plug



Stainless Steel Pull-up Cleat



Opening Stainless Steel Port Windows



Integrated Swim Platform with Thru-Bolted Transom Hardware and Recessed Cleats and Ladder

# Standard & Optional Equipment

Prices shown are Manufacturer's Suggested Retail  
Standard Equipment = S

OPTION ORDER NUMBER ▼	BOWRIDERS										CUDDIES / CRUISERS					SPORT	
	180 RX	185 LS/LX	195 LS/LX/LR	195 FX*	200 LS/LX	220 LX	220 DR	230 LX	250 LR	195 CS/CX	200 CS/CX	220 CS	240 CS	250 CR	220 SX	230 SX	
Cockpit Table w/ Floor Mount	-	-	-	-	-	-	S	-	S	-	-	-	S	S	-	-	
Electronic Engine Hour Meter	-	-	S	S	S	S	S	S	S	S	S	S	S	S	S	S	
Kenwood Hi-Power Audio System	-	-	S	S	S	-	-	-	-	-	S	-	-	-	-	-	
Kenwood Hi-Power CD Player/Speaker (Upgrade)	67	-	598	598	598	346	346	346	346	346	598	346	346	346	346	346	
Kenwood Hi-Power CD (Remote Capable)	23	454	252	252	252	S	S	-	S	-	252	S	S	S	-	S	
Kenwood Hi-Power CD w/ Remote	-	-	-	-	-	-	S	-	S	-	-	-	-	S	-	-	
Kenwood CD Transom-Mounted Remote	21	-	235	235	235	235	235	235	235	235	235	235	235	235	235	235	
Ignition Switch w/ Stereo Acc. Position	-	S	S	S	S	S	S	S	S	S	S	S	S	S	S	S	
Deluxe Throttle and Trim Control	-	S	S	S	S	S	S	S	S	S	S	S	S	S	S	S	
Molded Helm Seats w/ Fore & Aft Adjustors	-	S	S	S	S	S	S	S	S	S	S	S	S	S	S	S	
Avenir Sport Bucket w/ Bolster (ea) (S Models)	26	-	205	205	-	205	-	S	-	-	205	205	S	-	-	-	
Twin Avenir Sport Bucket w/ Bolster (S models)	82	-	554	554	-	554	-	-	-	-	554	554	349	-	-	-	
Twin Avenir Sport Bucket w/ Bolster (X,R models)	82	-	408	408	408	408	S	S	S	S	408	408	-	-	S	S	
Adjustable Pedestal for Bucket (Single/Twin)	86/83	-	-	80/160	160	80/160	160	160	160	160	80/160	80/160	80/160	-	160	160	
Twin Seats (S Models Only) (Lounge/Bucket) <sup>C</sup>	9/20	-	166	166	-	166	-	-	-	-	166	166	166	-	-	-	
Woodgrain Trim Package	-	S	S	S	S	S	S	S	S	S	S	S	S	S	S	S	
Tilt Steering w/ Locking Detent	39	-	158	158	158	S	S	S	S	S	158	S	S	S	S	S	
Self Bailing Fiberglass Floor Liner	-	-	-	-	-	-	S	-	S	-	-	-	S	S	-	-	
Fiberglass Cockpit Floor Liner	46	-	834	834	834	834	S	834	S	834	834	834	S	S	S	S	
Snap-in Carpet (Standard Seating)	33	-	294	311	311	329	475	475	475	475	311	329	329	475	475	475	
Digital Depth Finder w/ Depth Alarm	48	-	334	334	334	334	334	334	334	334	334	334	334	334	334	334	
Magnetic Compass (for navigation)	49	-	123	123	123	123	S	S	S	S	123	123	123	S	S	S	
Butane Stove w/ Case and Auto Light	-	-	-	-	-	-	-	-	-	-	-	S	S	-	S	S	
Enclosed Head w/ Shower	-	-	-	-	-	-	-	-	-	-	-	-	-	S	-	-	
Enclosed Head w/ Vent Window & Lighting	-	-	-	-	-	-	S	-	S	-	-	-	-	-	-	-	
Freshwater Sink	-	-	-	-	-	-	S	-	S	-	S	S	S	S	S	S	
Molded Fiberglass Cabin / Cockpit Liner	-	-	-	-	-	-	S	-	S	-	S	S	S	S	S	S	
Filler Cushion for Cabin (removable)	84	-	-	-	-	-	-	-	-	-	157	157	-	-	-	-	
Porta-Potti w/ Self Contained Holding Tank	-	-	-	-	-	-	S	-	S	-	S	S	S	S	S	S	
Porta-Potti w/ Tank & Dockside Pump-out	-	-	-	-	-	-	S	-	S	-	-	-	S	S	-	-	
Porcelain Head w/ Holding Tank	32	-	-	-	-	-	-	-	-	-	-	-	-	918	-	-	
Porcelain Head w/ Tank/Macerator	35	-	-	-	-	-	-	-	-	-	-	-	-	1338	-	-	
110V Electrical System <sup>A</sup>	45	-	-	-	-	-	-	-	-	-	-	-	-	2394	-	-	
110V Hot Water System (Req opt #45)	28	-	-	-	-	-	-	-	-	-	-	-	-	675	-	-	
220V Electrical System (export only) <sup>A</sup>	27	-	-	-	-	-	-	-	-	-	-	-	-	2874	-	-	
220V Hot Water System (Req opt #27)	29	-	-	-	-	-	-	-	-	-	-	-	-	718	-	-	
Power Trim and Tilt w/ Indicator	-	S	S	S	S	S	S	S	S	S	S	S	S	S	S	S	
Remote Oil Change System <sup>D</sup>	-	S	S	S	S	S	S	S	S	S	S	S	S	S	S	S	
SS Exhaust w/ Flaps Volvo/Merc <sup>B</sup>	6/11	-	-	-	-	769	769	-	769	-	-	-	-	-	769	769	
SS Exhaust w/ Silencer Volvo/Merc <sup>B, F</sup>	7/12	-	-	-	-	1008	1008	-	1008	-	-	-	-	-	1008	1008	
SS Exhaust w/ Silencer, High Flow, Volvo/Merc	52/54	-	-	-	-	-	1197	-	1197	-	-	-	-	-	1197	1197	
Captains Call (Sm. Block Merc/Volvo) <sup>B</sup>	53/60	-	-	-	-	-	2042	-	2042	-	-	-	-	-	2042	2042	
Captains Call (496 Merc/Volvo) <sup>B</sup>	58/63	-	-	-	-	-	-	-	-	-	-	-	-	-	-	2218	
Automatic Fire Extinguishing System	19	-	449	449	449	449	640	640	640	640	449	449	640	640	640	640	
Dual Battery System (w/ isolator)	30	-	-	-	-	-	-	-	-	-	-	-	-	392	-	-	
Battery On/Off Switch w/ Safety Key	36	-	98	98	98	98	98	98	98	98	98	98	98	98	98	98	
Remote Trim & Tilt Switch (Merc/Volvo)	37/40	-	117	117	117	117	117	117	117	117	117	117	117	117	117	117	
Power Steering	-	S	S	S	S	S	S	S	S	S	S	S	S	S	S	S	
MyStingray.com Personal Web Site	-	S	S	S	S	S	S	S	S	S	S	S	S	S	S	S	

A Electrical System Includes:  
25 ft shorepower cable, battery charger,  
refrigerator, alcohol/electric stove.

B 8 cylinder motors only.

C Prices shown are additional costs for  
upgrading standard equipment at the  
time of manufacture.

D Available on MerCruiser only.

F 8.1 engines are 2 to 3 mph slower with  
this option.

- Denotes Not Available.

\* Fish & Ski Includes: twin casting platform  
with pedestal seating, tackle storage,  
trolling motor panel w/dual battery box,  
livewell.

Prices and specifications are subject to  
change. For the most current and complete  
specifications, visit [stingrayboats.com/options](http://stingrayboats.com/options).



Full Function Head with Sink,  
Shower, Storage, and Opening  
Vent Window (240CS)



Molded Storage Insert with Weatherproof Speakers and Drink Holder



Aft Cabin with Full Size Bed and Opening Vent Window (240CS)



Stainless Steel Thru-Hull Exhaust (Option #11 Merc. or #6 Volvo)



Cockpit Table with Floor Mount



Molded Fiberglass Cabin Liner with Sink, Butane Stove, and Porta-Potti



Ritchie® Compass (Option #49)



Digital Depth Finder with Alarm (Option #48)



Translucent Aluminum Frame Deck Hatch with Custom Graphics



Contoured Bow Seats and Integrated Bow Cooler



Avenir Sport Bucket with Flip-Up Bolster



Passenger Side Glovebox / Stereo (185LS/LX, 195LS/LX/LR, 195FX)



Integrated Bow Steps (250CR)



Freshwater Sink, Cooler, Countertop Area (220DR)



Under-Seat Storage



17-Gallon Aerated Livewell (195FX)



32-quart Ice Chest (195LR shown)

# Model Specifications

		BOWRIDERS									CUDDIES / CRUISERS					SPORT	
		180 RX	185 LS/LX	195 LS/LX/LR	195 FX	200 LS/LX	220 LX	220 DR	230 LX	250 LR	195 CS/CX	200 CS/CX	220 CS	240 CS	250 CR	220 SX	230 SX
1	Length Overall	ft 18'0"	18'5"	19'6"	19'6"	20'3"	21'6"	22'3"	22'8"	25'0"	19'6"	20'3"	21'6"	23'6"	25'0"	21'6"	22'8"
		m 5.5	5.6	5.9	5.9	6.2	6.5	6.7	6.9	7.6	5.9	6.2	6.5	7.1	7.6	6.5	6.9
8	Beam	in 85	85	91	91	92	97	99	96	102	91	92	97	102	102	97	96
		cm 216	216	231	231	234	246	251	244	259	231	234	246	259	259	246	244
	Bridge Clearance	in 41	41	47	49	47	52	61	53	65	52	50	55	76	65	51	52
		cm 104	104	119	124	119	132	155	135	165	132	127	140	193	165	130	132
	Dry Weight <sup>1</sup> (w/ popular engine)	lb 2175	2155	2580	2638	2720	3004	3811	3224	4056	2642	2827	3143	4605	4137	3320	3557
		eng 3.0L	3.0L	4.3L	4.3L	5.0L MPI	5.0L MPI	5.0L	5.7L MPI	5.0L MPI	4.3L	4.3L MPI	5.0L MPI	5.0L MPI	5.0L MPI	5.0L MPI	6.2L MPI
	Fuel Capacity	gal 21	21	21/35*	21/35*	35	38	62	57	68	21/35*	35	38	68	68	38	57
		liter 80	80	79/133	79/133	133	144	235	216	257	79/133	133	144	257	257	144	216
	Water Capacity	gal -	-	-	-	-	-	17	-	17	-	3	3	19	17	3	3
		liter -	-	-	-	-	-	64	-	64	-	11	11	72	64	11	11
	Ice Box Capacity	qt -	32	32	32	32	46	28,25,32	46,32	32,32,25	46	46	46	48,25	32,25	46	46
		liter -	30	30	30	30	44	26,24,30	44,30	30,30,24	44	44	44	45,24	30,24	44	44
	Max Capacity	pp/lb 7/1070	7/1070	8/1315	8/1315	8/1545	8/1850	11/2370	8/1850	10/2265	8/1315	8/1545	8/1850	10/2265	10/2265	8/1850	8/1850
		pp/kg 7/485	7/485	8/596	8/596	8/701	8/839	11/1075	8/839	10/1027	8/596	8/701	8/839	10/1027	10/1027	8/839	8/839
	Free Board	in 23	23	24	24	24	27	36	24	37	23	24	28	45	37	27	24
		cm 58	58	61	61	61	69	91	61	94	58	61	71	114	94	69	61
	Molded Depth (Windshield Base to Keel)	in 42	42	44	44	45	52	62	50	66	48	49	53	77	66	49	50
		cm 107	107	112	112	114	132	157	127	168	122	124	135	196	168	124	127
	Max Depth (Including Windshield)	in 52	52	55	55	56	64	72	60	77	60	62	69	91	77	61	60
		cm 132	132	140	140	142	163	183	152	196	152	157	175	231	196	155	152
	Max Draft (Drive Down)	in 29	29	31	31	31	33	34	36	34	31	31	33	34	34	33	36
		cm 74	74	79	79	79	84	86	91	86	79	79	84	86	86	84	91
	Max Draft (Drive Up - +5" on V 3.0; +4" on B1 & B3)	in 18	18	18	18	17	18	17	19	17	18	17	17	17	17	19	20
		cm 46	46	46	46	43	46	43	48	43	46	43	43	43	43	48	51
2	Bow Depth (Bow to Cushion Top) A	in 15	14	15	15	16	20	16	17	17	25	28	27	38	32	23	24
		cm 38	36	38	38	41	51	41	43	43	64	71	69	97	81	58	61
3	Bow Depth (Max Depth)	in 31	31	32	32	32	37	33	33	39	41	45	48	71	58	46	45
		cm 79	79	81	81	81	94	84	84	99	104	114	122	180	147	117	114
4	Bow Length (Max Length)	in 54	56	58	58	58	62	64	68	68	60	76	81	111	68	85	95
		cm 137	142	147	147	147	157	163	173	173	152	193	206	282	173	216	241
5	Cockpit Depth (At Helm)	in 28	28	29	29	29	35	33	32	36	34	34	40	36	36	34	32
		cm 71	71	74	74	74	89	84	81	91	86	86	102	91	91	86	81
6	Cockpit Width (Max Molded)	in 69	69	73	73	73	77	81	78	79	73	73	77	78	79	77	78
		cm 175	175	185	185	185	196	206	198	201	185	185	196	198	201	196	198
7	Cockpit Length (Max Molded)	in 102	102	107	107	110	109	114	93	119	114	110	115	114	119	97	93
		cm 259	259	272	272	279	277	290	236	302	290	279	292	290	302	246	236
	Sleeping Capacity							2		2	2-1	2-1	2-1	4	2-2	2	2
	Transom Angle	15°	15°	15°	15°	15°	15°	15°	15°	15°	15°	15°	15°	15°	15°	15°	15°
	Deadrise Angle	19°	19°	19°	19°	19°	19°	16°	20°	21°	19°	19°	19°	21°	21°	19°	20°

Specifications are subject to change without notice or obligation.

\* Fuel capacity is 21 gal. with 3.0L, 35 gal. with 4.3L.

! Weights vary depending on installed options. Refer to Performance Options for additional information.



For current information, visit [StingrayBoats.com/specifications](http://StingrayBoats.com/specifications)



- 1 Length Overall
- 2 Bow Depth to Cushion
- 3 Bow Depth to Floor
- 4 Bow Length
- 5 Cockpit Depth
- 6 Cockpit Width
- 7 Cockpit Length
- 8 Beam



# Performance Options

## Propeller Options

Alpha	Part #	Volvo SX	Part #
A 17" Aluminum	48-832828A45	M 17" Aluminum	3850300-9
B 19" Aluminum	48-832830A45	N 19" Aluminum	3850301-7
C 21" Aluminum	48-832832A45	O 21" Aluminum	3850302-5
D 23" Aluminum	48-832834A45	P 23" Aluminum	3850303-3

Alpha_Bravo1, SX	Part #	Volvo Duo Prop	Part # for front and rear set
E 19" SS Laser	48-16544A46	W F4 SS Duo Prop	3851494-9
F 21" SS Laser	48-16546A46	X F5 SS Duo Prop	3851495-6
G 23" SS Laser	48-16548A46	Y F6 SS Duo Prop	3851496-4
H 25" SS Laser	48-16550A46	Z F7 SS Duo Prop	3851497-2
R 17" SS High 5	48-821154A46		
J 19" SS High 5	48-815758A46		
K 21" SS High 5	48-815760A46		
L 23" SS High 5	48-815762A46		

Merc Bravo3	front #	rear #
S 22" SS Bravo 3	48-823663L	48-823664L
T 24" SS Bravo 3	48-823665L	48-823666L
U 26" SS Bravo 3	48-823667L	48-823668L
V 28" SS Bravo 3	48-823669L	48-823670L

Flo-Torq II Hub Assy Kit # 835257A1 needed for all Mercury Alpha and Bravo1 Drives.

Flo-Torq II Hub Assy Kit # 835270A1 needed if Laser II or High 5 used on Volvo SX Drive

Propellers are an exchange up charge at time of order.

SS Props std. on Bravo 3 and 300HP and larger motors.

A Weights vary depending on installed options

\* All boats that exceed 320hp must have option 11 (SS Thru Hull Exhaust) or option 55 (Captains Call) installed to achieve the maximum speeds shown in the Performance Options chart.

† Fuel capacity is 21 gal. with 3.0L, 35 gal. with 4.3L

**CAUTION: At wide-open throttle (WOT) the propeller on your boat should not cause the engine to operate below the minimum RPM range published by the motor manufacturer. Running your boat at WOT below the recommended minimum RPM can cause serious damage to your motor that is not covered by warranty.**

Specifications are subject to change at any time without notice or obligation. To avoid disappointment at the time of purchase please check with your Stingray Dealer for current information.

Performance data comes from factory testing, independent engine manufacturer testing or independent magazine testing. All boat speeds and propellers shown are to be used as guidelines only for general applications as boats and operating conditions will vary. The best propeller for specific boating needs can only be determined by performance testing by your dealer. Results on individual boats may vary depending on many factors, including driver, weather, altitude, load, condition of propeller, lower unit, and boat bottom. Matching of your boat and use conditions to the proper propeller by your dealer will make your boating experience more enjoyable and keep your engine running longer and stronger. Propellers used during testing are shown to be used as a guideline only and are not intended to be an absolute recommendation.

		MODEL																			
		180	185	195	195	195	200	200	220	220	220	220	230	230	240	250	250				
		RX	LS/LX	CS/CX	FX	LR/LS/LX	LS/LX	CS/CX	DR	LX	CS	SX	SX	LX	CS	LR	CR				
		length overall	18'0"	18'5"	19'6"	19'6"	19'6"	20'3"	20'3"	22'3"	21'6"	21'6"	21'6"	22'8"	22'8"	23'6"	25'0"	25'0"			
		fuel capacity	21	21	21/35†	21/35†	21/35†	35	35	62	38	38	38	57	57	68	68	68			
		dry weight no motor A	1480	1510	1860	1798	1730	1782	1970	2873	2066	2205	2382	2532	2199	3667	3205	3249			
		max speed w/SS prop	↓	↓	↓	↓	↓	↓	↓	↓	↓	↓	↓	↓	↓	↓	↓	↓			
		standard propeller	↓	↓	↓	↓	↓	↓	↓	↓	↓	↓	↓	↓	↓	↓	↓	↓			
opt #	engine	prop hp	drive type	gear ratio	motor weight																
101	3.0L	135	alpha 1	2.02	635		49 C	45 C	45 C	47 C											
153	4.3L	190	alpha 1	1.81	840			54 D	54 D	56 D	55 D	54 D									
146	4.3L MPI	220	alpha 1	1.62	857			56 C	56 C	60 C	57 C	56 C	44 B	51 C	50 C	51 C	50 C	50 C	43 B	43 B	43 B
161	5.0L	220	alpha 1	1.62	938					57 C	56 C	45 B	54 C	53 C	54 C	53 C	53 C	45 B	45 B	45 B	
160	5.0L MPI	260	alpha 1	1.62	938					61 D		51 B	59 C	57 C	59 C	57 C	57 C	49 B	49 B	49 B	
168	5.0L MPI	260	bravo 3	2.00	994							52 S	60 S	58 S	60 S	58 S	58 S	50 S	50 S	50 S	
133	5.7L MPI	300	bravo 1	1.50	1025							54 E	63 F	60 F	63 F	61 F	61 F	53 E	53 E	53 E	
134	5.7L MPI	300	bravo 3	2.00	1046							54 T	63 V	61 U	63 V	61 U	61 U	53 T	54 T	54 T	
166	6.2L MPI	320	bravo 1	1.50	1025								64 F		64 F	63 F	63 F	54 E	55 E	55 E	
111	8.1L*	375	bravo 1	1.50	1199										68 G						
112	8.1L HO*	425	bravo 1	1.50	1199										72 H						
201	3.0L	135	SX	1.97	665		49 O	49 O	45 O	45 O	47 O										
253	4.3L	190	SX	1.79	880			54 O	54 O	56 P	55 O	54 O									
246	4.3L MPI	225	SX	1.60	880			56 O	56 O	60 O	56 O	55 O	44 N	51 N	50 N	51 N	50 N	50 N	43 N	43 N	43 N
261	5.0L	220	SX	1.60	979					57 O	56 O	45 N	54 O	53 O	54 O	53 O	53 O	45 N	45 N	45 N	
260	5.0L MPI	270	SX	1.60	991					61 P		51 N	59 O	57 O	59 O	57 O	57 O	49 N	49 N	49 N	
259	5.7L MPI	280	duo prop	1.95	1002							53 X	60 Z	59 Z	60 Z	59 Z	55 Z	51 X	51 Y	51 Y	
268	5.7L MPI	320	SX	1.51	991							54 E	63 F		63 F	62 F	62 F	53 E	54 E	54 E	
269	5.7L MPI	320	duo prop	1.95	1002							55 Y	63 Z		63 Z	62 Z	62 Z				
271	8.1L*	375	duo prop	1.68	1228										67 Z				62 Z	62 Z	
272	8.1L*	420	duo prop	1.68	1228										71 Z						

Speeds shown are the maximum expected at sea level with the best performing propeller.

For third party performance comparisons, visit [stingrayboats.com/performance](http://stingrayboats.com/performance).

# Canvas, Gelcoats, & Graphics

## Canvas Options



Canvas Bow Cover - Option #18, shown in blue



Canvas Bow Cover - Option #18, shown in red



Sunbrella Camper Canvas  
Option #15, shown in titanium



Stand-up Sunbrella Bimini Top with Windshield  
Connector (not shown) - Option #65, shown in titanium



Mooring Cover - Option #5, shown in titanium



Sport Bimini Top - Option #64, shown in titanium



Full Canvas - Option #4, shown in red.  
*Includes: side curtains, aft curtain, and a bow cover on bowrider models*



Canvas Walk-Thru Flap - Option #14, shown in red




Cockpit Cover - Option #13, shown in black  
Canvas Bow Cover - Option #18, shown in black

NOTE: Due to variances in printing and paper, colors shown may not accurately represent actual canvas color.

## Canvas Colors

Standard canvas color is titanium. Canvas color of red, black, or blue are optional (Option # 66). See Standards and Options chart for upgrade pricing information.




Titanium



Blue




Red



Black

## Gelcoat Colors




Standard




Blue



Red



Black



Titanium



Yellow

220SX and 230SX models are available in solid red or solid yellow.

# Actionwear

Stingray offers a full line of premium quality sportswear and accessories to choose from. Items in our clothing line are by Gear for Sports® and Weatherproof®.

For the men, we offer a variety of polo shirts, t-shirts, jackets, and hats. For the ladies, we offer fleece jackets, short-sleeve tees, and visors. There are even tees for the kids!

When you've finished shopping the clothing section, move on to the accessories. We offer license plates, can coolies, key floats, a large neon-lit clock, tumblers, and more!

To view our entire line, visit our online store at [StingrayBoats.com/store](http://StingrayBoats.com/store).



Optional Flag Graphic (Option #71)





Your Stingray Dealer

**WARRANTY INFORMATION**

All Stingray warranties are limited warranties within the meaning of Title 1 of the Federal Trade Commission Improvement Act. A full statement of coverage, terms, and conditions applying to the Stingray warranty has been furnished to all Stingray dealers. In addition, information is supplied with each new boat.

Please read carefully the terms and conditions provided in Stingray's Express Limited Warranty accompanying the sale of your boat. The actual length of warranty coverage for your boat may vary depending on the date of original manufacture and sale date of your boat.

**ABOUT THIS BROCHURE**

Only a partial list of standard equipment is shown, and some boats are shown with optional accessories. Styling, design, equipment, prices, colors, and construction are subject to change without notice or obligation. To avoid disappointment, please check with your Stingray dealer or visit [StingrayBoats.com](http://StingrayBoats.com) for the most current information at the time of purchase.

**STINGRAY BOATS**

625 Railroad Avenue, Hartsville, SC 29550  
Phone: 843-383-4507

Visit [StingrayBoats.com](http://StingrayBoats.com) for additional and up-to-date information.